



Breakouts

Thursday July 13, 2023

Crude Oil Futures (Continuous)



S&P500 SPX Support Resistance Levels

pceresna published on TradingView.com, Jul 13, 2023 08:02 UTC-4

S&P 500 Index, 1D, SP 4472.15 +32.90 (+0.74%)



TradingView

S&P500 Futures Chart (Continuous)

pceresna published on TradingView.com, Jul 13, 2023 08:05 UTC-4



TradingView

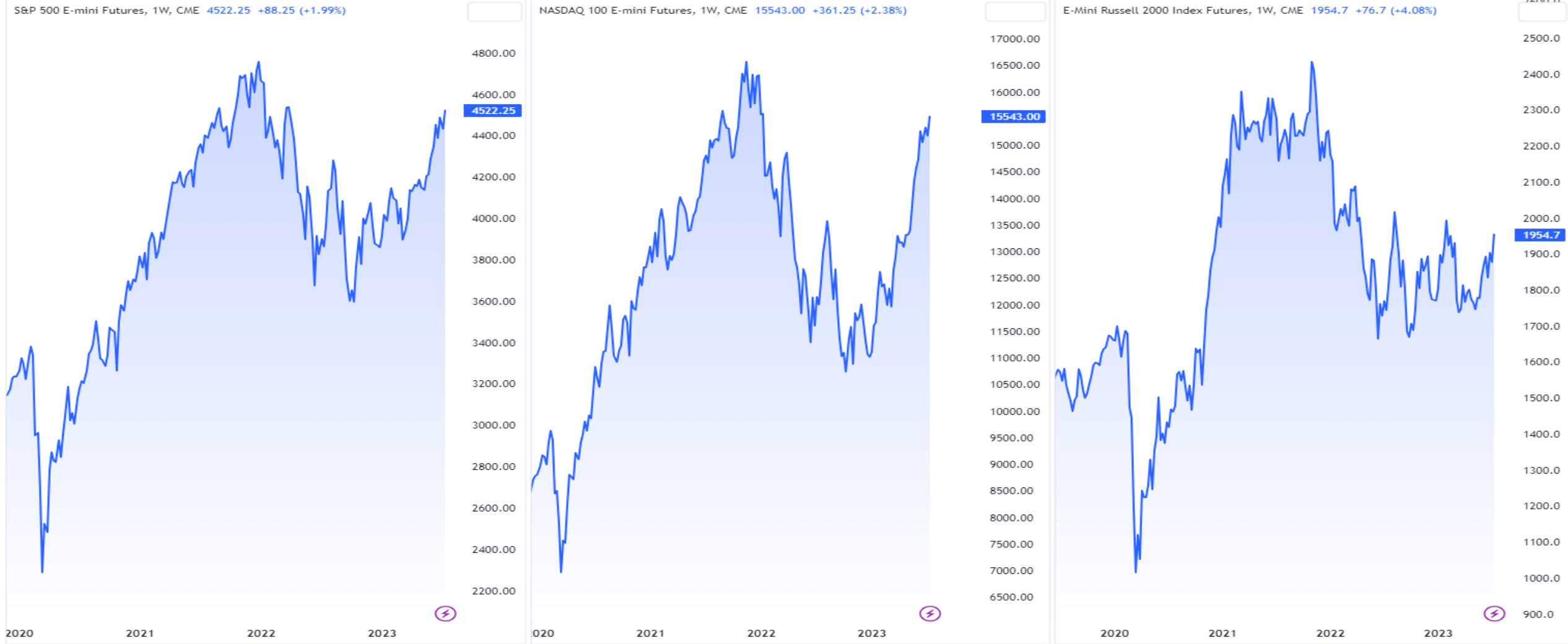
Nasdaq QQQ Support Resistance Levels



TradingView

S&P500, Nasdaq100 and Russell 2000 Weekly Charts

pceresna published on TradingView.com, Jul 13, 2023 07:33 UTC-4

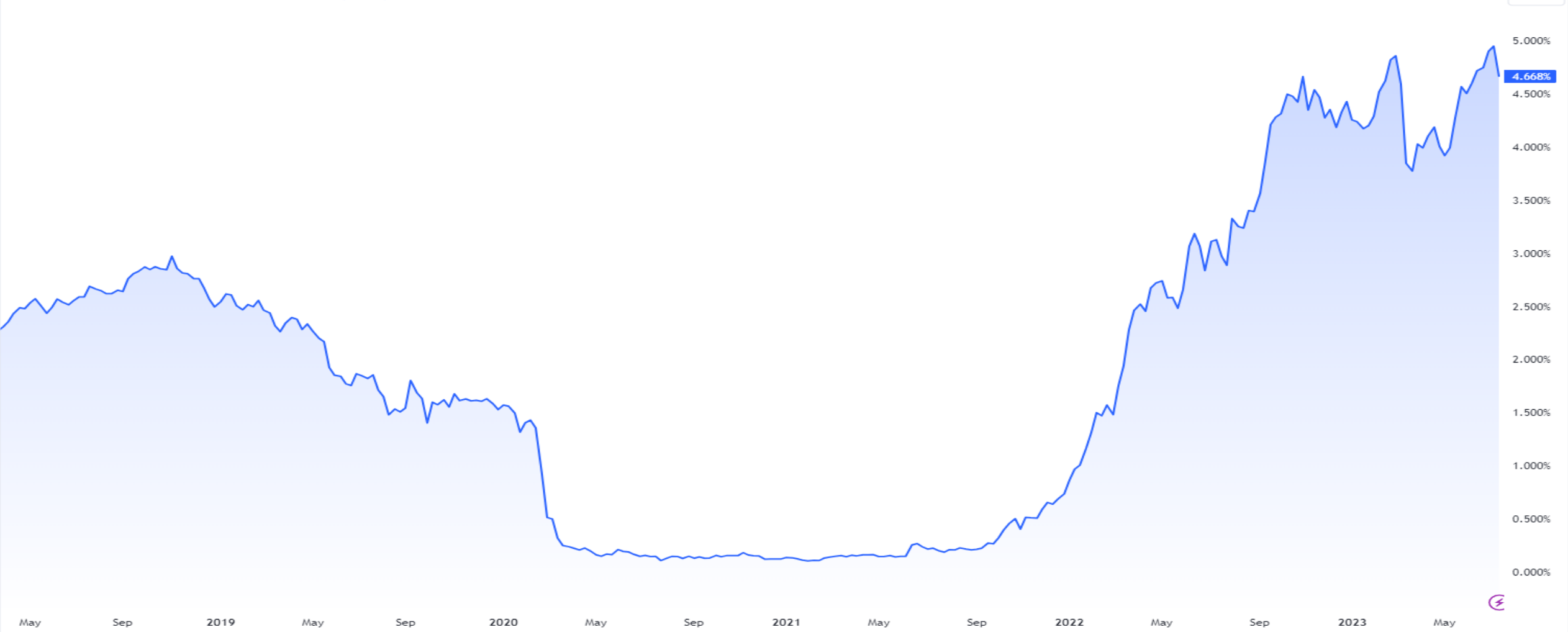


TradingView

US 2y Treasury Yield Weekly Chart

pceresna published on TradingView.com, Jul 13, 2023 07:36 UTC-4

US Government Bonds 2 YR Yield, 1W, TVC 4.668% -0.282 (-5.70%)

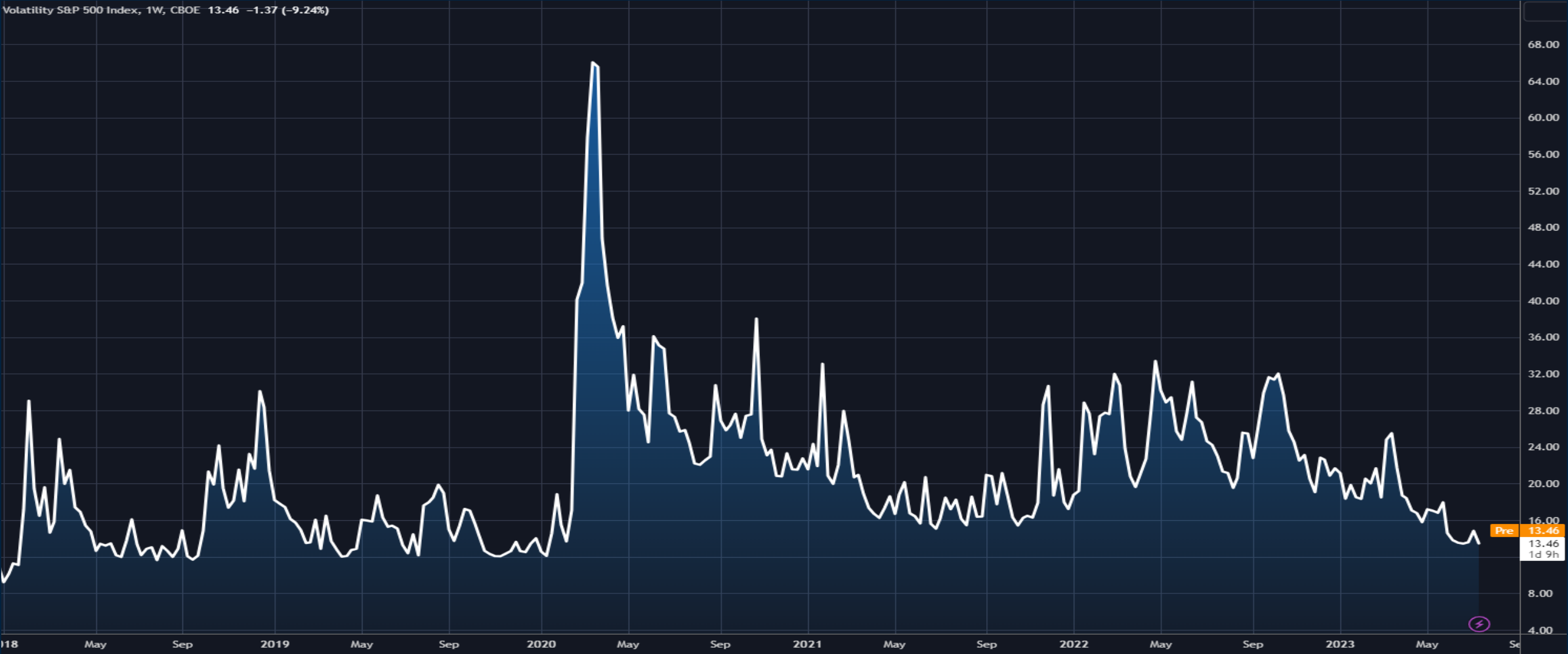


TV TradingView

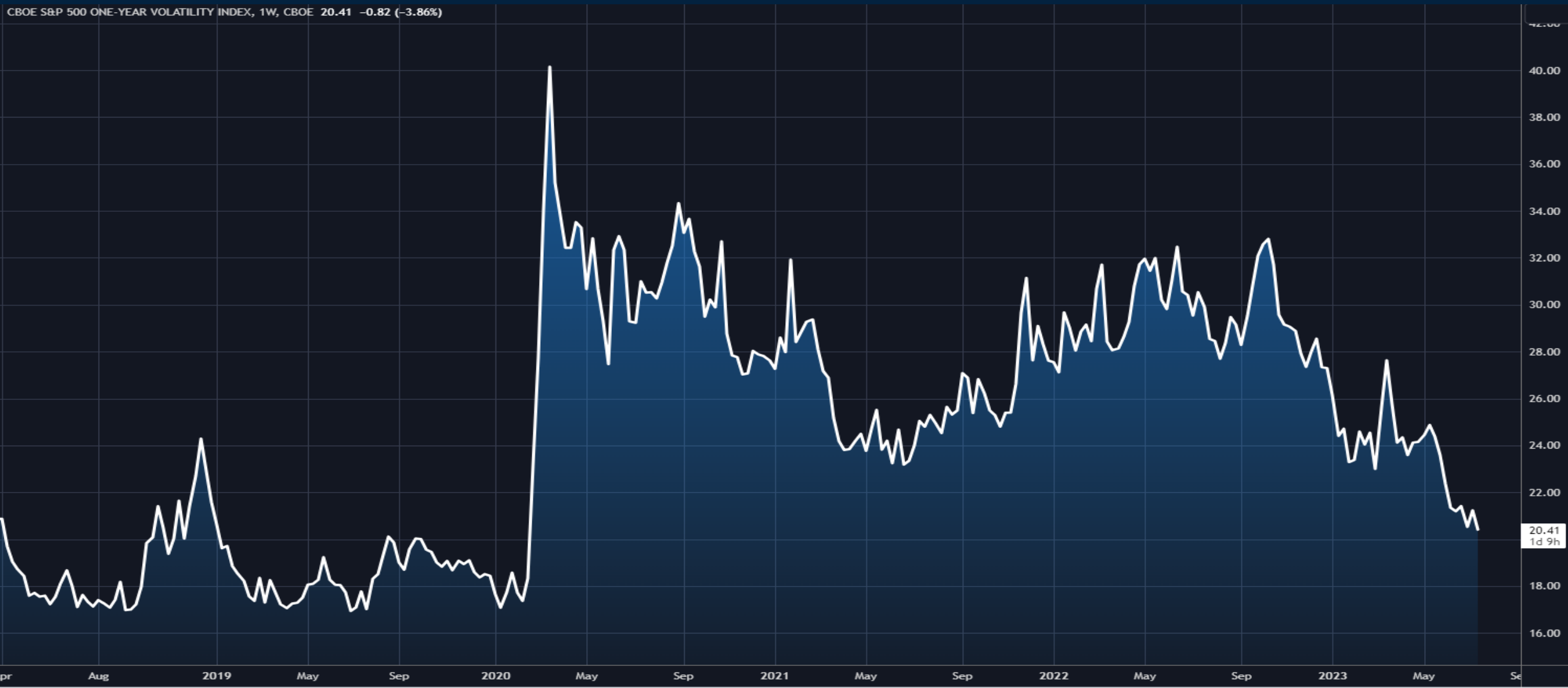
3mth SOFR Futures (Dec2023)



VIX Volatility Index



VIX 1 Year Volatility Index



U.S. Dollar Currency Index

pceresna published on TradingView.com, Jul 13, 2023 08:06 UTC-4

U.S. Dollar Index, 1D, TVC O100.521 H100.610 L100.172 C100.173 -0.383 (-0.38%)
EMA (200, close, 0, SMA, 200) 103.493



TV TradingView

Gold Futures Chart (continuous)

pceresna published on TradingView.com, Jul 13, 2023 08:07 UTC-4

Gold Futures, 1D, COMEX O1962.7 H1967.8 L1959.9 C1963.8 +2.1 (+0.11%)
EMA (200, close, 0, SMA, 200) 1904.5



TradingView



Join Patrick for a LIVE Webinar

Tuesday July 25th at 1:00PM ET

SIGN UP NOW!

Have questions?
contact@bigpicturetrading.com



Monthly Membership Includes:

- Daily “Macro Outlook” video
- Watch Patrick analyze and demonstrate trades LIVE during “Where’s the Trade”
- Daily LIVE Q&A
- Weekly position summary
- Hours of FREE educational videos and bootcamps
- Access to members only LIVE webinars

\$99USD/month

SIGN UP NOW!

