



Do Prevailing Trends Pause?

Thursday July 20, 2023

Crude Oil Futures (Continuous)

pceresna published on TradingView.com, Jul 20, 2023 07:39 UTC-4

Light Crude Oil Futures, 1D, NYMEX O75.33 H75.75 L75.13 C75.55 +0.26 (+0.35%)
SMA (200, close, 0, SMA, 200) 77.22



TradingView

S&P500 SPX Support Resistance Levels

pceresna published on TradingView.com, Jul 20, 2023 07:45 UTC-4



S&P500 Futures Chart (Continuous)



TradingView

Nasdaq QQQ Support Resistance Levels

pceresna published on TradingView.com, Jul 20, 2023 07:47 UTC-4



U.S. Dollar Currency Index

pceresna published on TradingView.com, Jul 20, 2023 07:58 UTC-4

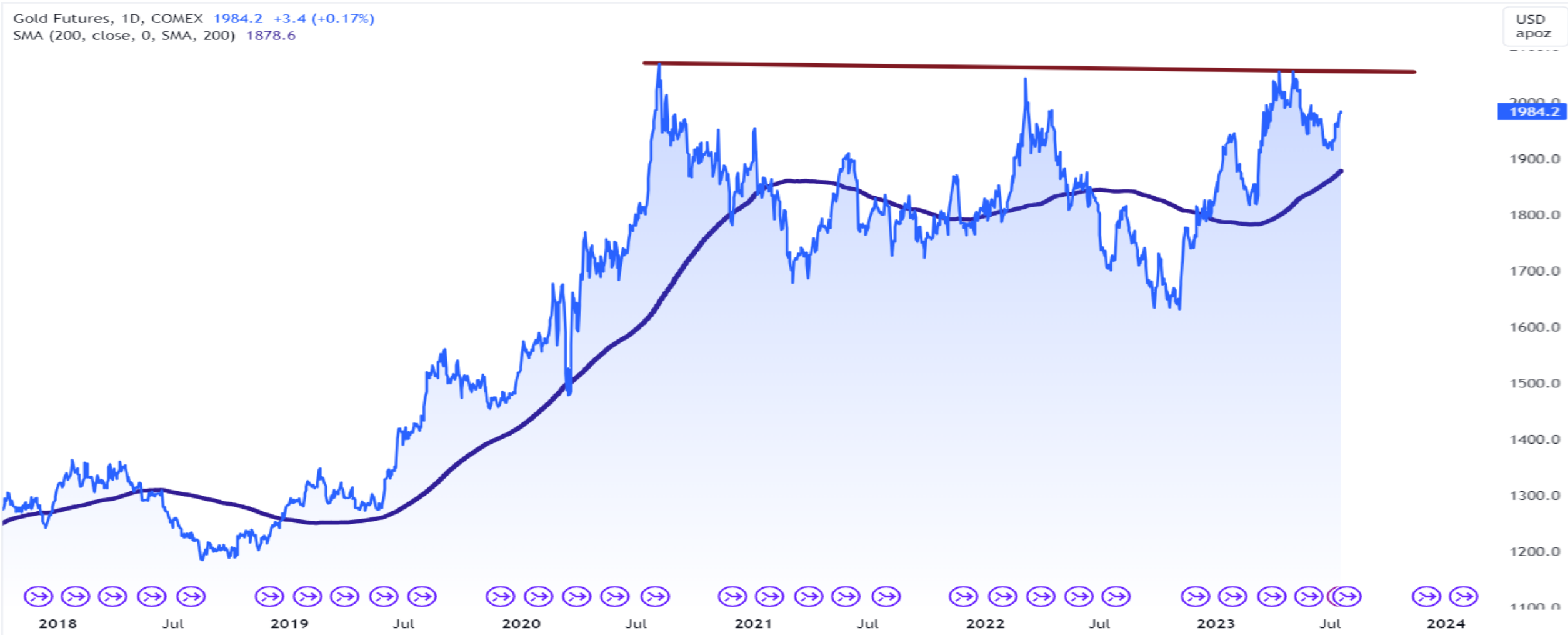


TradingView

Gold Futures Chart (continuous)

pceresna published on TradingView.com, Jul 20, 2023 07:59 UTC-4

Gold Futures, 1D, COMEX 1984.2 +3.4 (+0.17%)
SMA (200, close, 0, SMA, 200) 1878.6



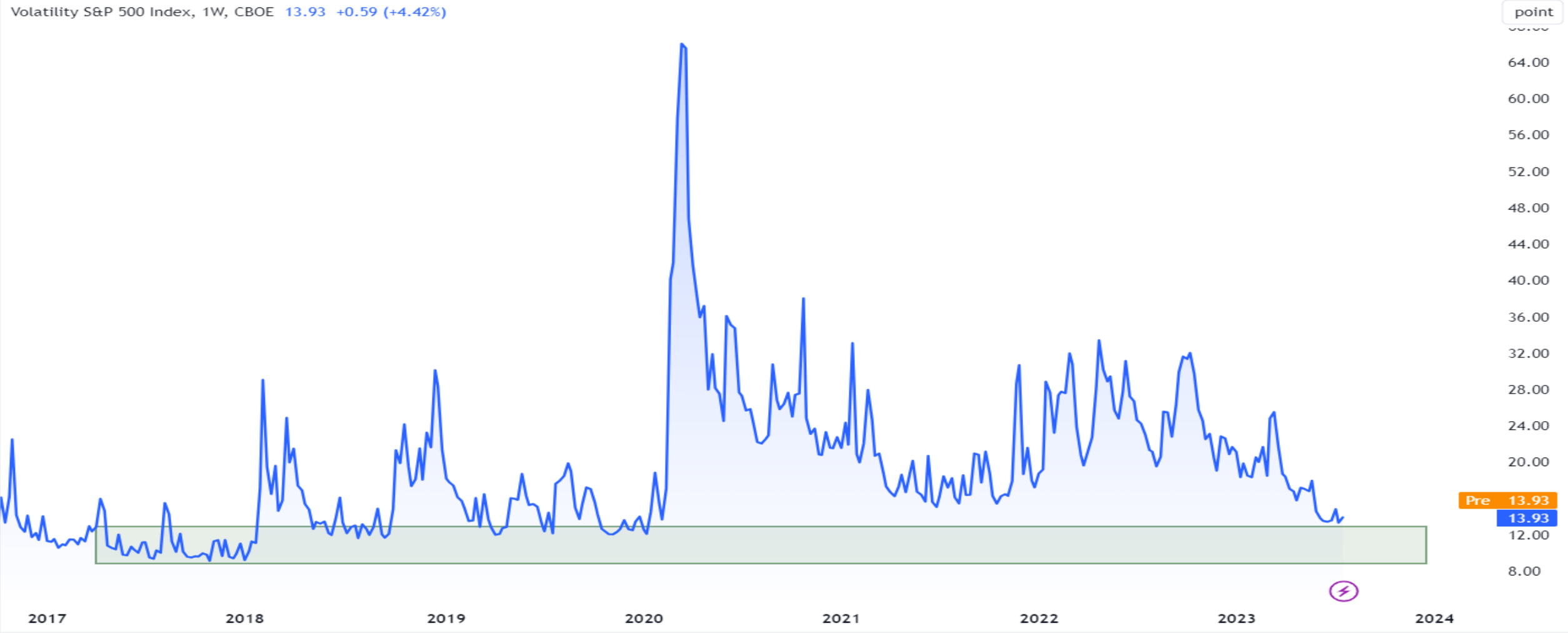
TradingView

Today's Market Conditions

- Multi-Year Low Volatility Premium
- High Interest Rates
- A trending equity market

VIX Volatility Index

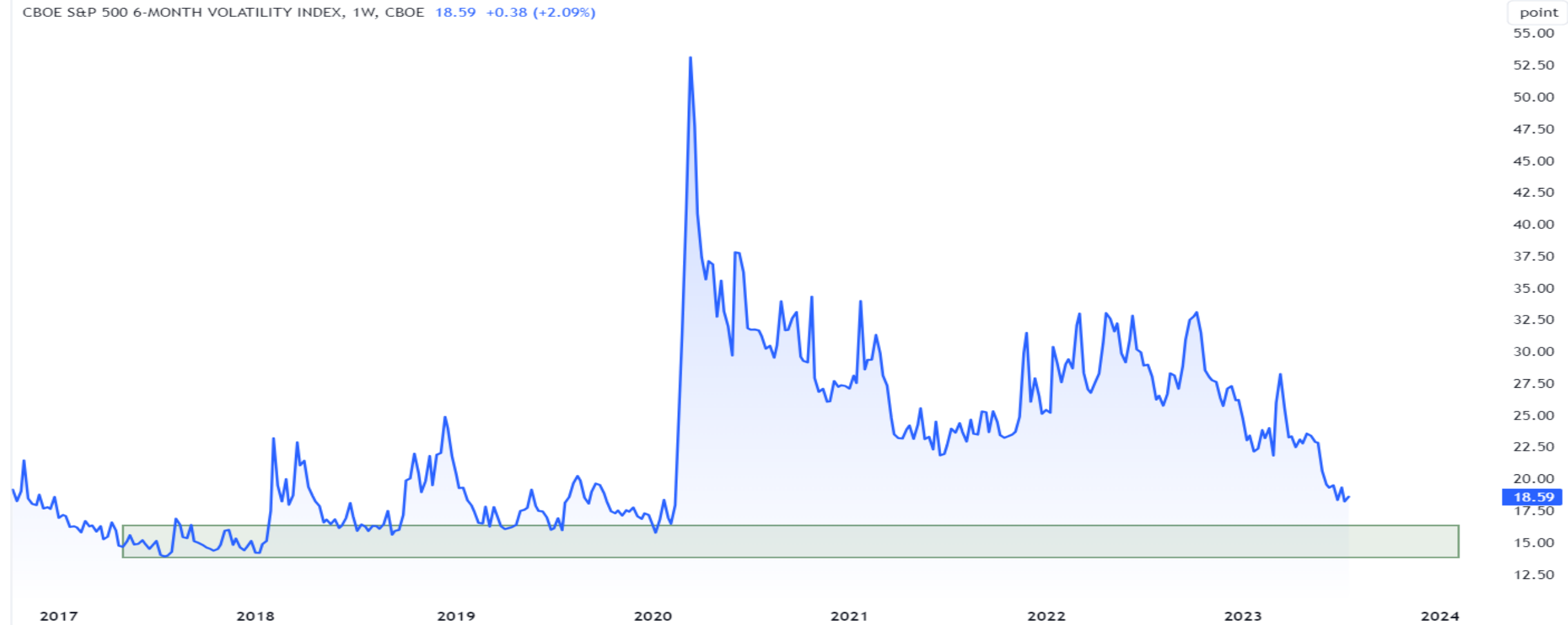
pceresna published on TradingView.com, Jul 20, 2023 07:55 UTC-4



VIX 6-month Volatility Index

pceresna published on TradingView.com, Jul 20, 2023 07:56 UTC-4

CBOE S&P 500 6-MONTH VOLATILITY INDEX, 1W, CBOE 18.59 +0.38 (+2.09%)



TradingView

3mth SOFR Futures (Sep 2023)

pceresna published on TradingView.com, Jul 20, 2023 08:01 UTC-4





Join Patrick for a FREE LIVE Webinar

Tuesday July 25th at 1:00PM ET

SIGN UP NOW!

Have questions?
contact@bigpicturetrading.com



BIG PICTURE
T R A D I N G

Monthly Membership Includes:

- Daily “Macro Outlook” video
- Watch Patrick analyze and demonstrate trades LIVE during “Where’s the Trade”
- Daily LIVE Q&A
- Weekly position summary
- Hours of FREE educational videos and bootcamps
- Access to members only LIVE webinars

\$99USD/month

SIGN UP NOW!

