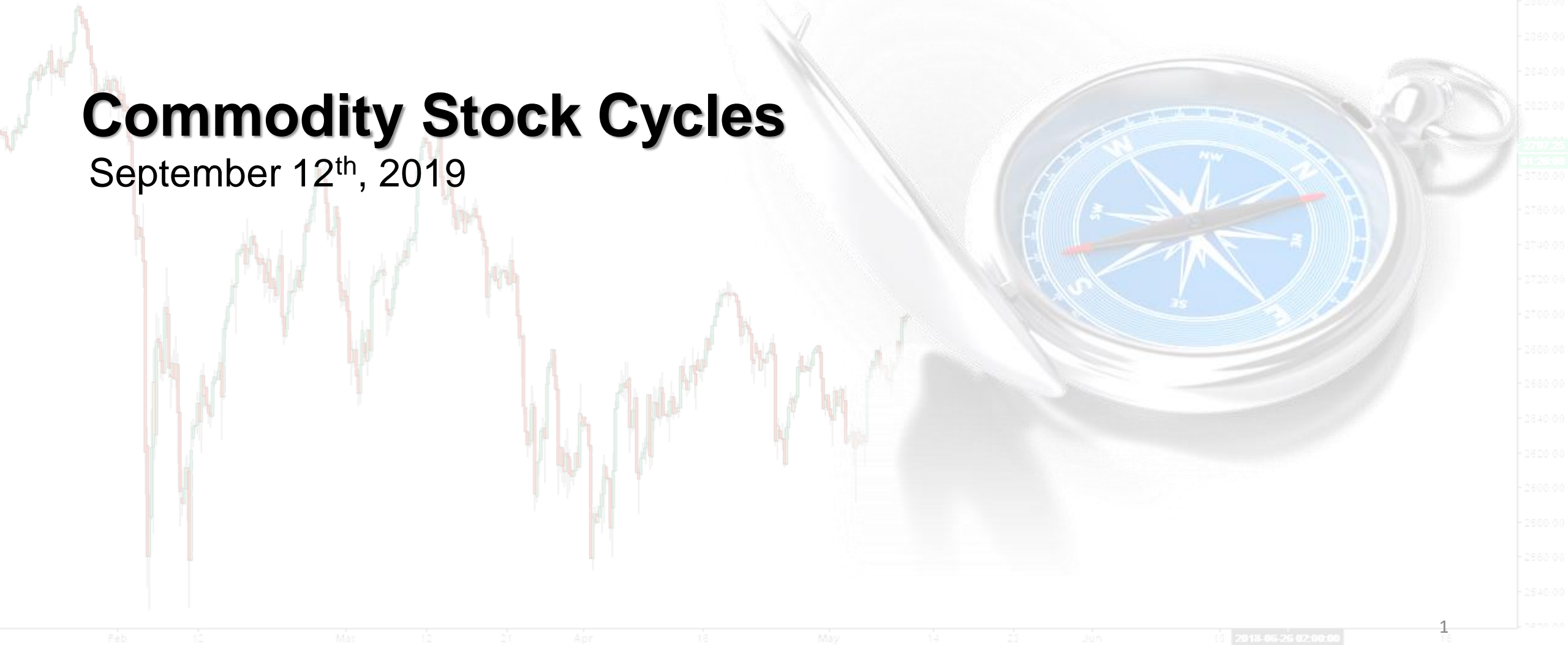




BigPictureTrading
macro . technicals . options

Commodity Stock Cycles

September 12th, 2019



WTI Oil Futures Weekly Chart (CL)

September 12th, 2019



Copper Futures Weekly Chart (HG)

September 12th, 2019



Platinum Weekly Chart

September 12th, 2019



Palladium Weekly Chart

September 12th, 2019



Silver Weekly Chart (SI)

September 12th, 2019



Gold Futures Weekly Chart (GC)

2008-2011

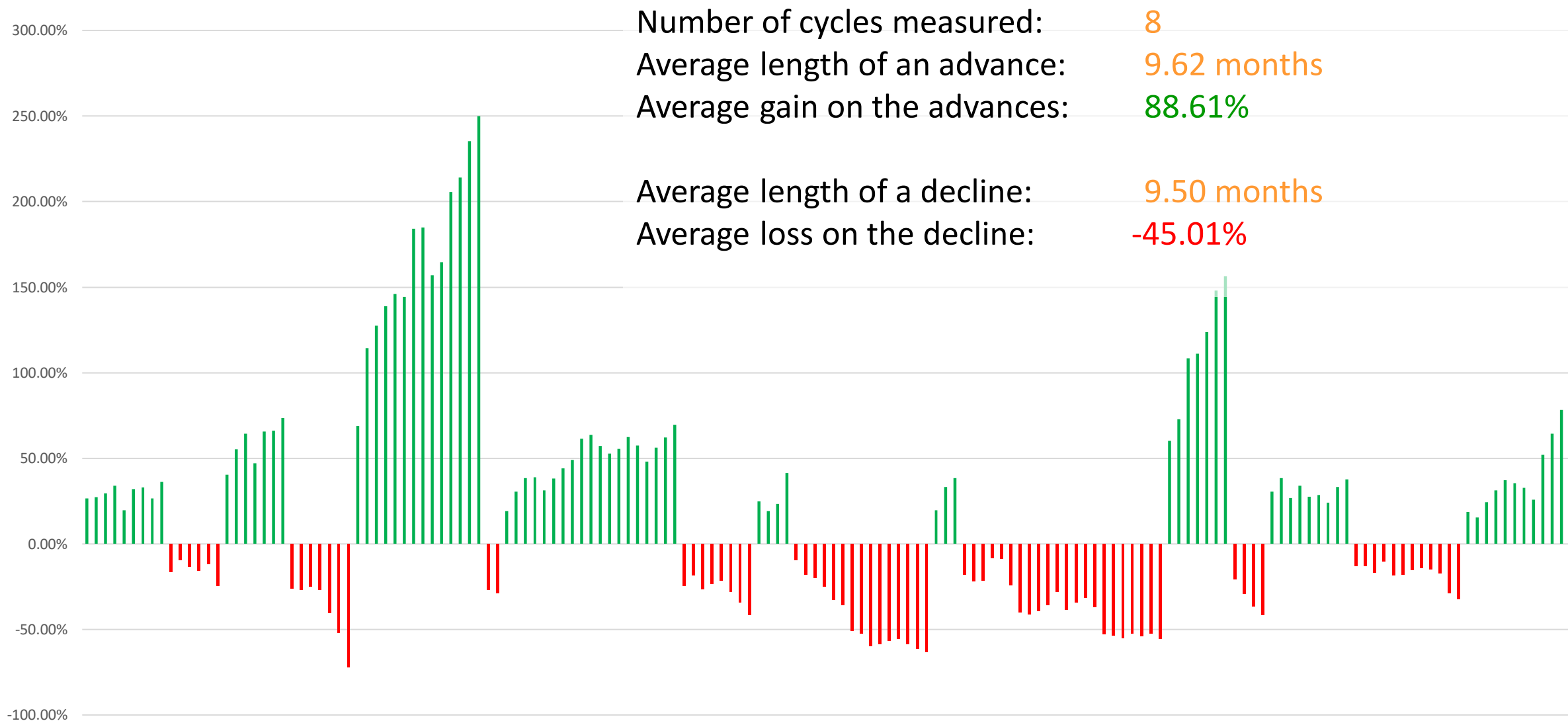


Gold Futures Weekly Chart (GC)

September 12th, 2019



VanEck Vectors Gold Miners Index (NYSE:GDX) 2006 to Present



Criteria for cycle measurement:

1. Must be at least 2 months in length
2. Must be a move greater than 20% higher/lower

Gold Miners ETF GDX - 2018-2019

Number of cycles measured: 8
Average length of an advance: 9.62 months
Average gain on the advances: 88.61%

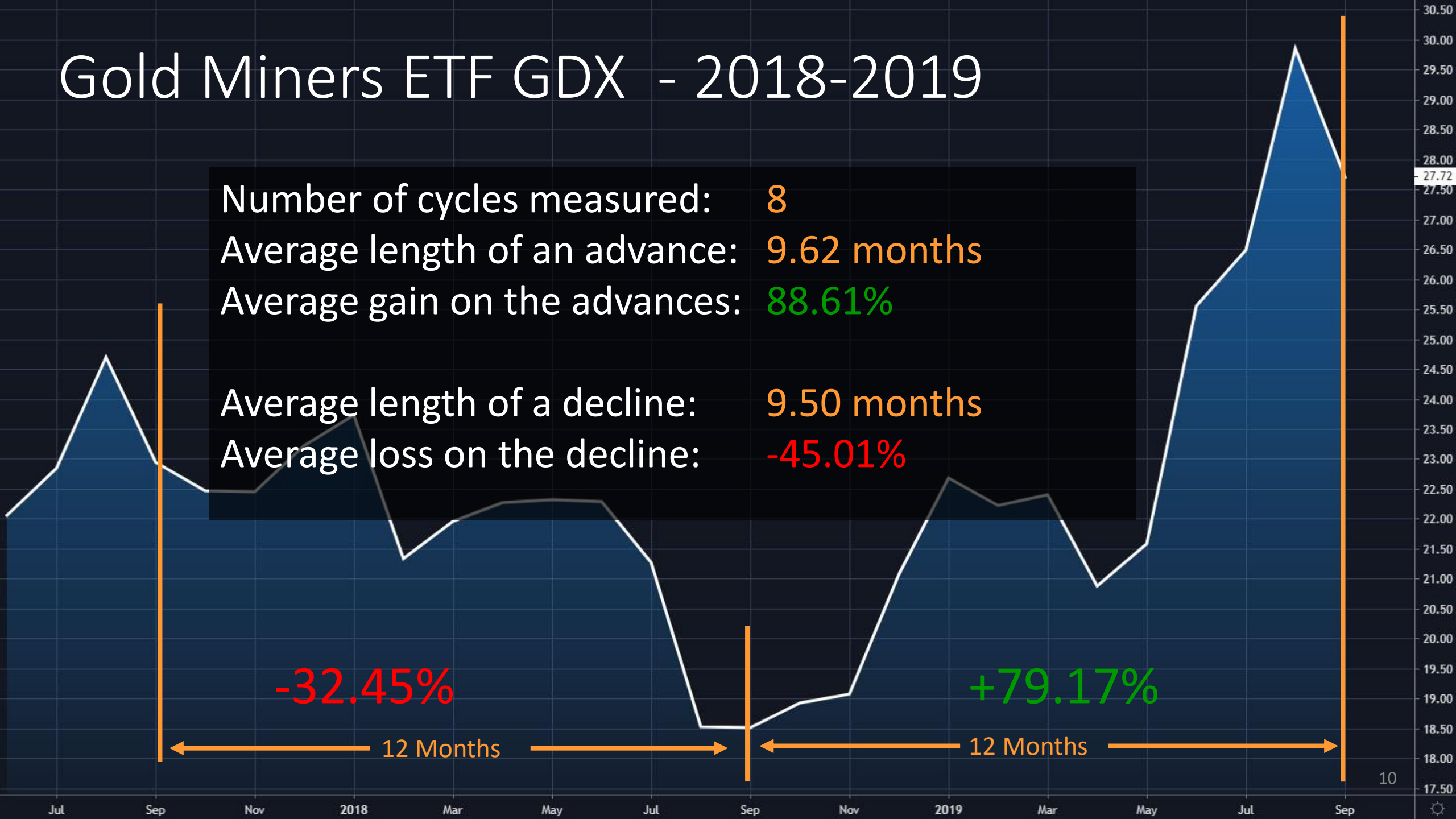
Average length of a decline: 9.50 months
Average loss on the decline: -45.01%

-32.45%

12 Months

+79.17%

12 Months



Implied Volatility of Long-term GDX Options

JAN 18 '19 128 DAYS	MAR 15 '19 184 DAYS	JUN 21 '19 282 DAYS	JAN 17 '20 492 DAYS	MORE ▼						
CALLS										STRIKE
BID x	ASK	LAST CHAN...	IMPLD ...	OPTN O...	DELTA	GMM	VEGA	THETA		
♦ 2.42 x	2.55 ♦	♦ 2.62	+0.50	27.7%	461	0.599	0.075	0.079	-0.003	18

September 12, 2018

GDX **\$18.15**

Intrinsic \$ 0.15

Days 492

Option Price \$ 2.55

How the option behaved during the rally

GDX \$18.15

Option Jan2020 \$18.00 call

Intrinsic \$ 0.15

Days 492

Option Price \$ 2.55





The All-Stars of Options

September 21, 9:15 AM - 3:30 PM

As equity, index, and weekly options, and the entire universe of more specialized option products only continue to explode in popularity, it means more opportunities and choices than ever before for traders.

This always-popular event provides beginner, intermediate, and advanced options traders with the rare opportunity to learn some of the country's top professional options traders' time-tested strategies for generating cash flow and mitigating portfolio risk in bullish, bearish, and neutral markets.

ATTEND FREE

Speaker Schedule

Discover the Strategy We've Used to Catch the Last Two Market Tops

September 20, 2019, 1:30 pm - 2:00 pm EDT

Focus: STOCKS

How to Profit Massively with Little Risk During the Next Commodity Bull Market

September 21, 2019, 11:45 am - 12:30 pm EDT

Focus: OPTIONS

How to Use Options to Leverage the Gold and Silver Bull Market

September 21, 2019, 2:00 pm - 2:30 pm EDT

Focus: OPTIONS

Access our Updated
**Using Options for Trading
Commodity Stock Cycles VIDEO**

14 Day Complementary Access

no credit card required

Questions: contact@bigpicturetrading.com

www.bigpicturetrading.com

