



Pre-election Charts

Thursday October 22, 2020

S&P500 Futures



S&P500 Futures 2016 Elections



EUR/USD



USD/JPY



Bitcoin



Gold Futures



Gold and Bitcoin Perform



Crude Oil Futures (December 2020)



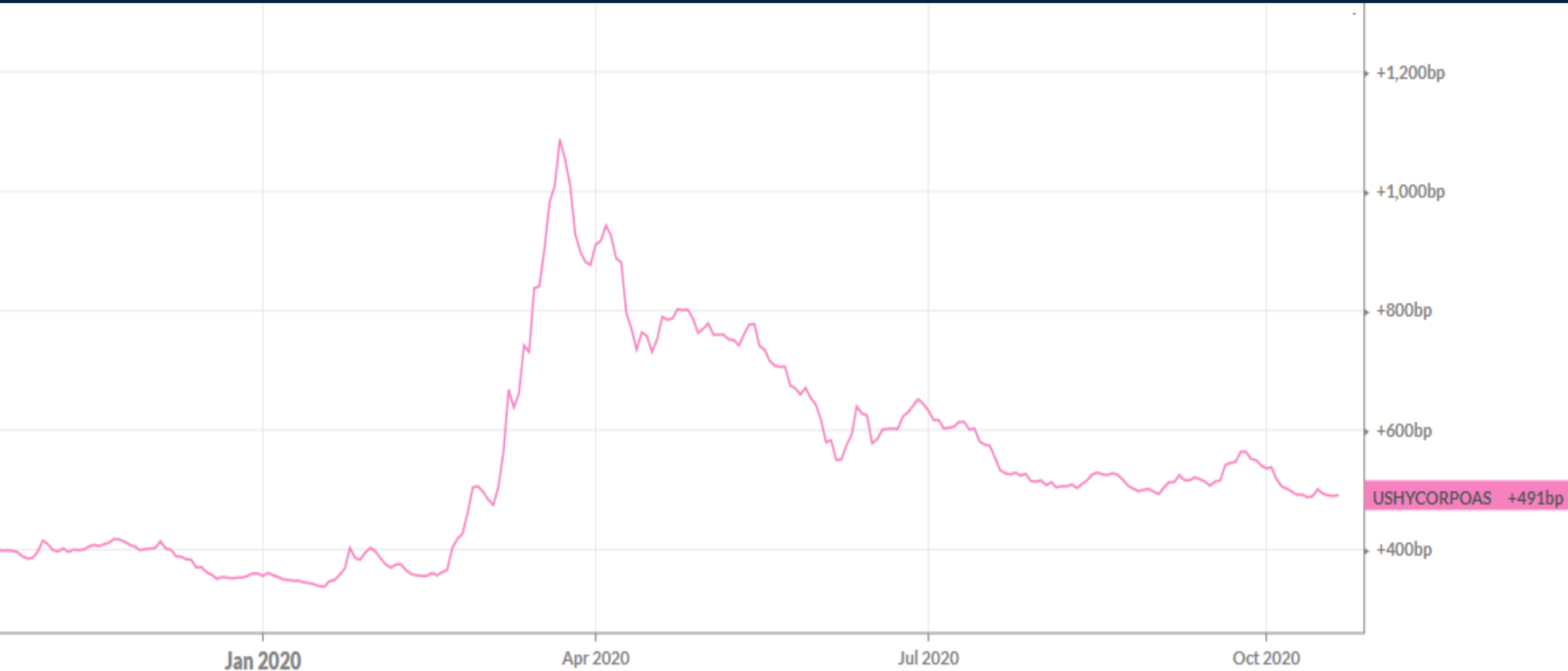
Copper



5s30s Yield Curve



US High Yield (Broad) OAS Spread



Volatility Index (VIX)



84.00
80.00
76.00
72.00
68.00
64.00
60.00
56.00
52.00
48.00
44.00
40.00
36.00
32.00
28.26
24.00
20.00
16.00
12.00
8.00

2020 Feb Mar Apr May Jun Jul Aug Sep Oct Nov

04:00:4

⚙

Volatility Index (VIX) 2016

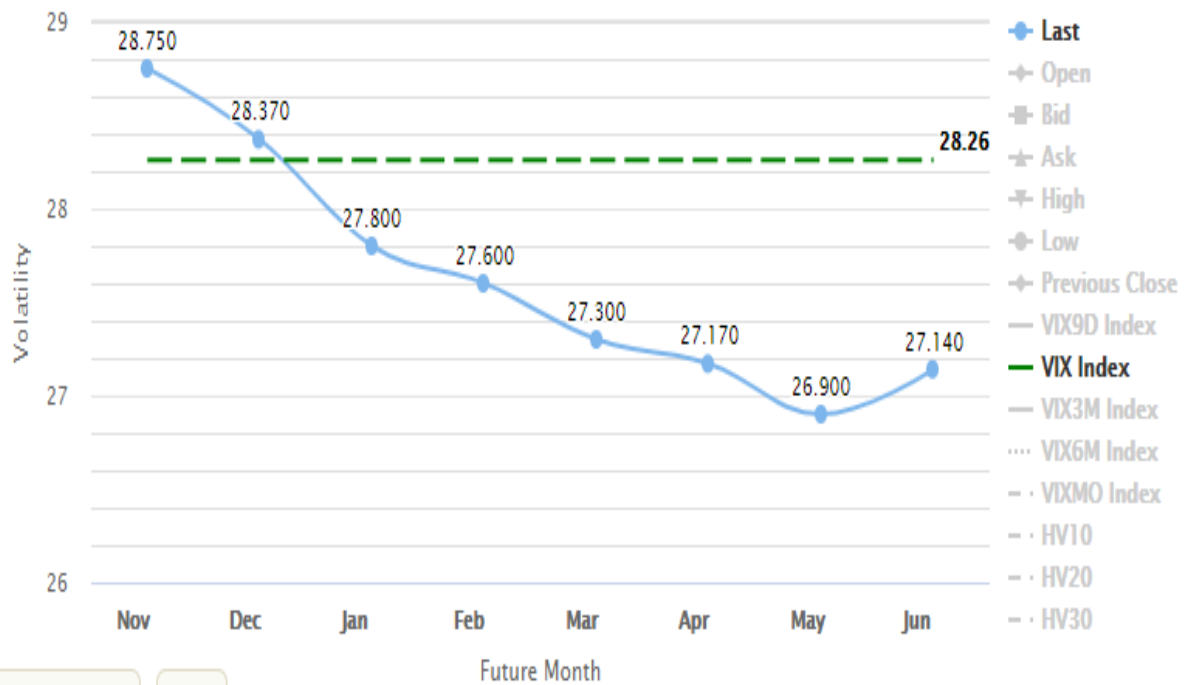


VIX Futures Term Structure

VIX Futures Term Structure

Source: CBOE Delayed Quotes

vixcentral.com

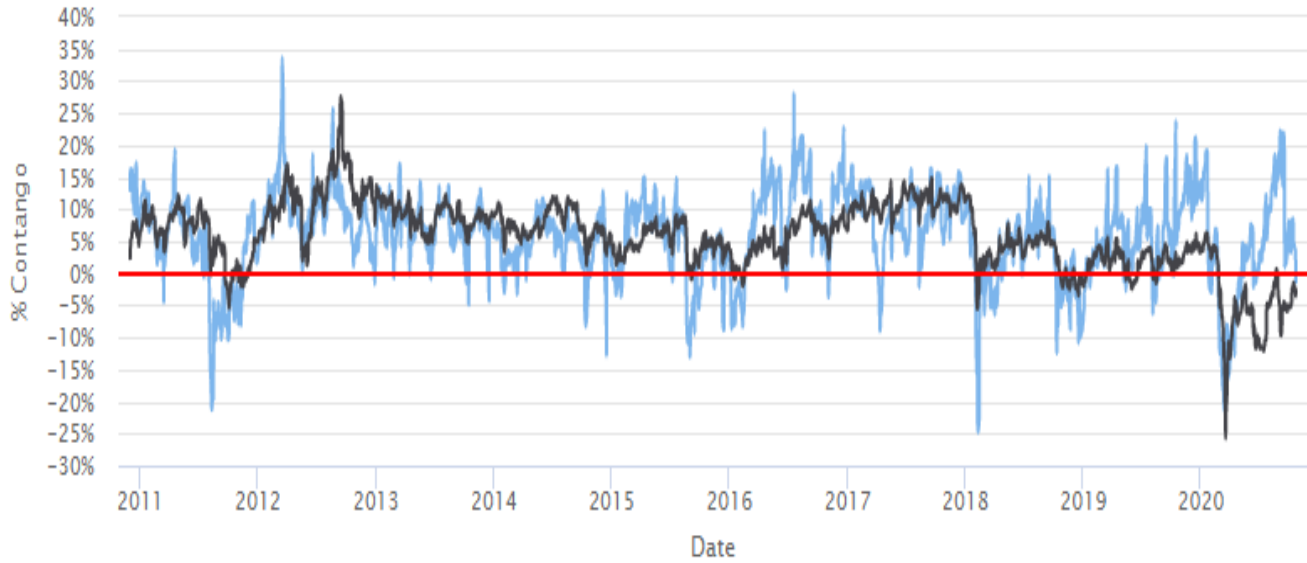


Refresh Graph Wide

vixcentral.com

Contango

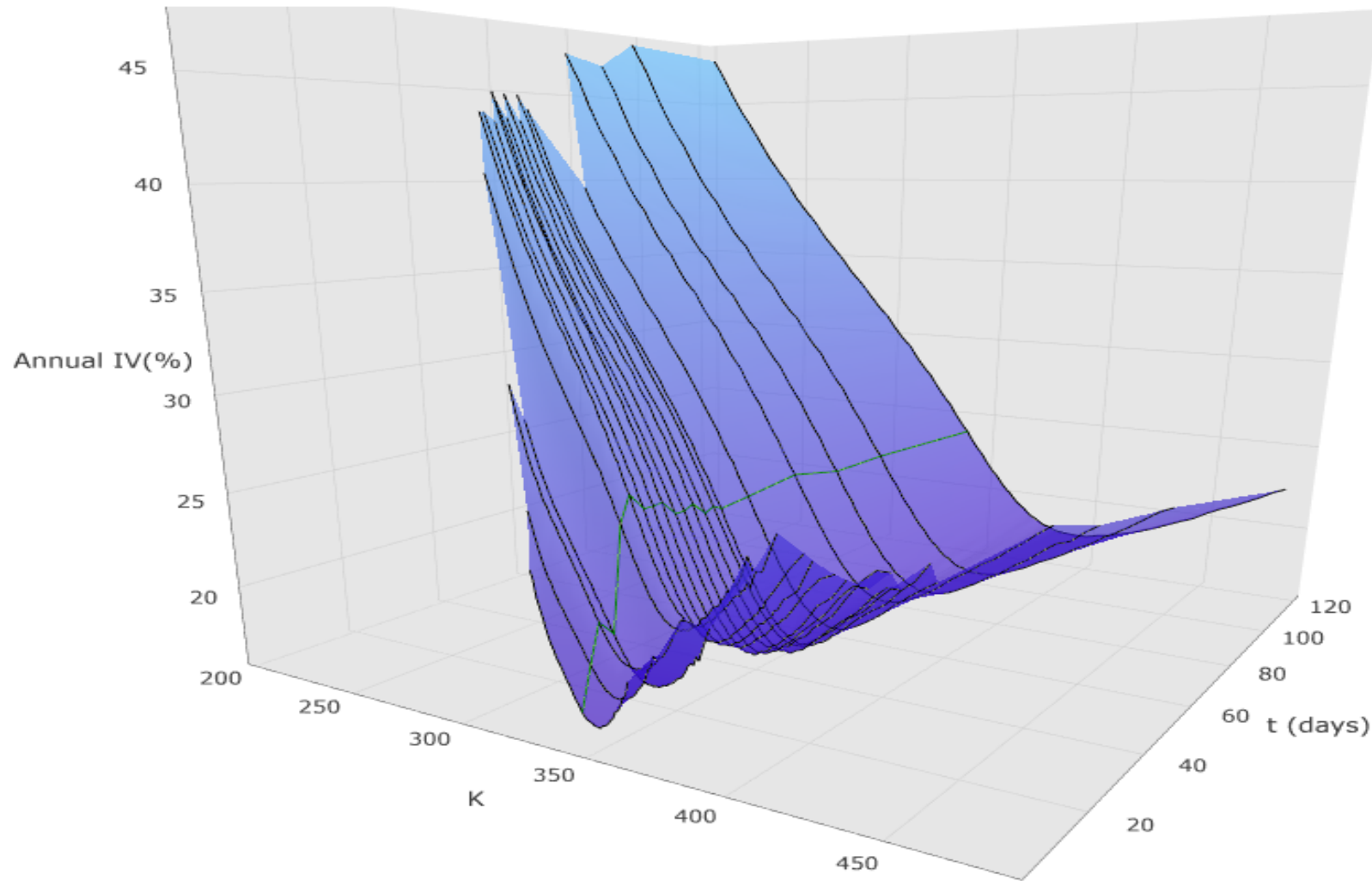
Click and drag in the plot area to zoom in. Shift + drag to pan.



- F1-F2 Contango
- F4-F7 Contango
- Spot-F1 Roll Yield
- VIX Spot
- F1
- F2
- F4
- F7

vixcentral.com

SPY Volatility Surface out 120 days





Special Webinar
Thursday October 29th at 9:45am ET

Hedging Your Portfolio During the US Elections, No Matter Who Wins

SIGN UP NOW!

for a FREE 14-day trial

Have questions?
contact@bigpicturetrading.com



BIG PICTURE
T R A D I N G

Monthly Membership Includes:

- Daily “Macro Outlook” video
- Watch Patrick analyze and demonstrate trades LIVE during “Where’s the Trade”
- Daily LIVE Q&A
- Weekly position summary
- Hours of FREE educational videos and bootcamps
- Access to members only LIVE webinars

\$99USD/month

SIGN UP NOW!

for a FREE 14-day trial



BIG PICTURE
T R A D I N G