



# Summer Doldrums?

Thursday July 22, 2021

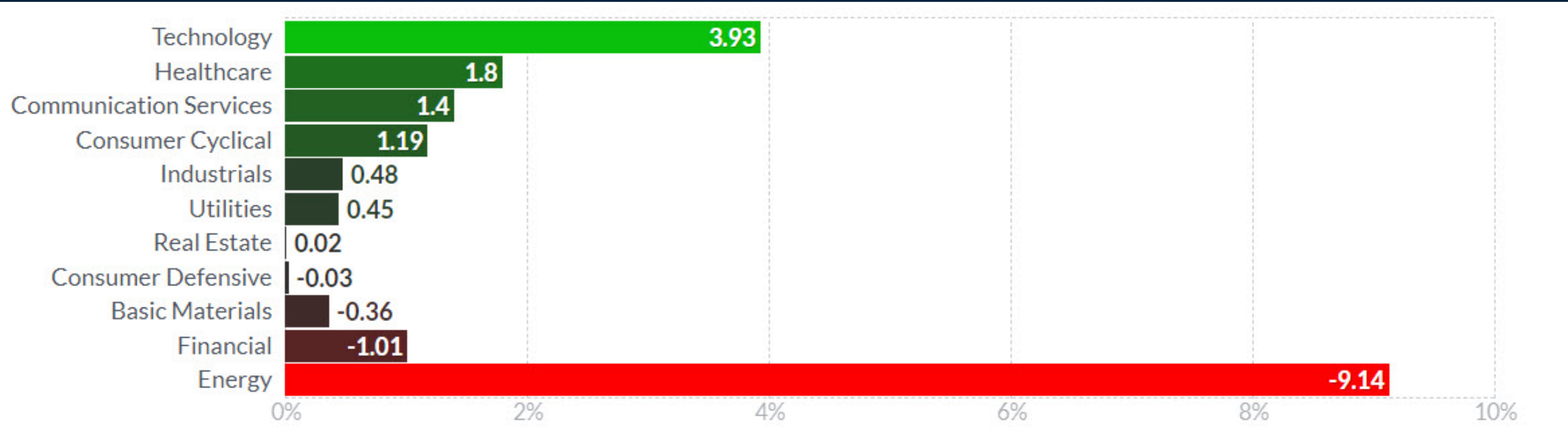
# S&P500 Futures (continuous) with 50EMA



# S&P500 Futures (continuous) with 50EMA



# 1 Month Relative Sector Performance



# NYSE % Stocks Above 50 DMA

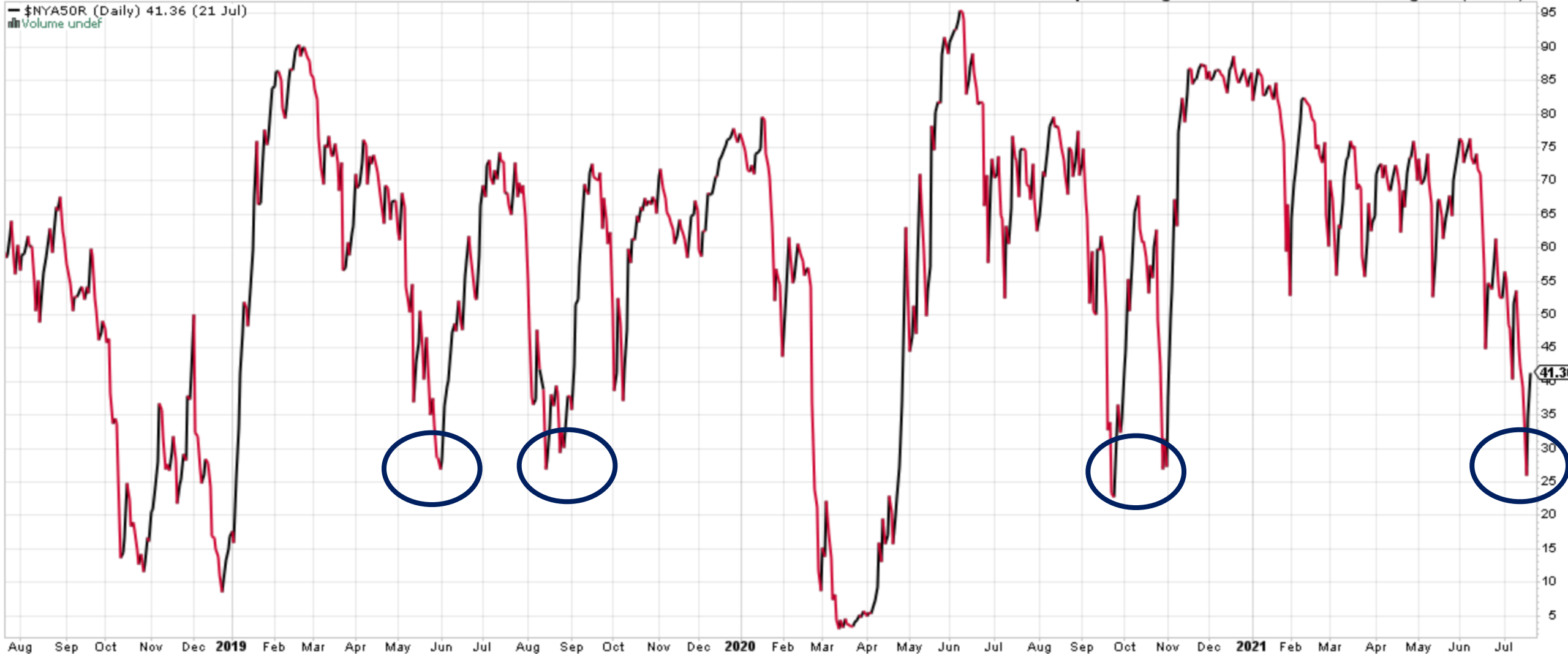
\$NYA50R NYSE Percent of Stocks Above 50 Day Moving Average (EOD) INDX

21-Jul-2021

— \$NYA50R (Daily) 41.36 (21 Jul)

Volume undef

© StockCharts.com  
Open 41.36 High 41.36 Low 41.36 Close 41.36 Chg +6.49 (+18.63%) ▲



# Fear & Greed Index



# Junk Bond ETF (HYG) and Credit Spread



# 10 Year US Government Bond Yield

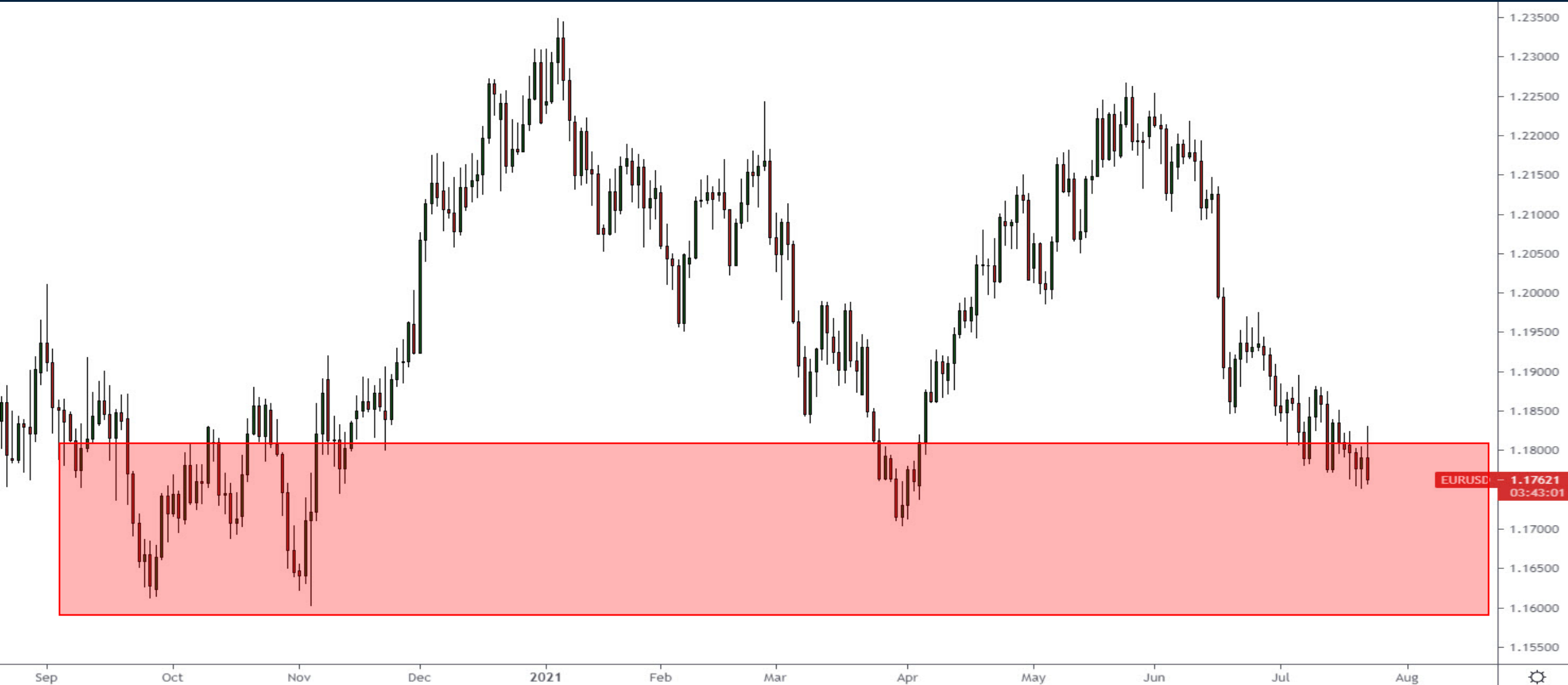




# Crude Oil Futures (Sep 2021)



# EURUSD



# Silver Futures (continuous)





Trade along with Patrick  
**Sign up for a FREE 14-day Trial**

**SIGN UP NOW!**

Have questions?  
[contact@bigpicturetrading.com](mailto:contact@bigpicturetrading.com)



**BIG PICTURE**  
T R A D I N G

# Monthly Membership Includes:

- Daily “Macro Outlook” video
- Watch Patrick analyze and demonstrate trades LIVE during “Where’s the Trade”
- Daily LIVE Q&A
- Weekly position summary
- Hours of FREE educational videos and bootcamps
- Access to members only LIVE webinars

**\$99**USD/month

**SIGN UP NOW!**



**BIG PICTURE**  
T R A D I N G