



# Perspective on Market Breadth

Thursday July 14, 2022

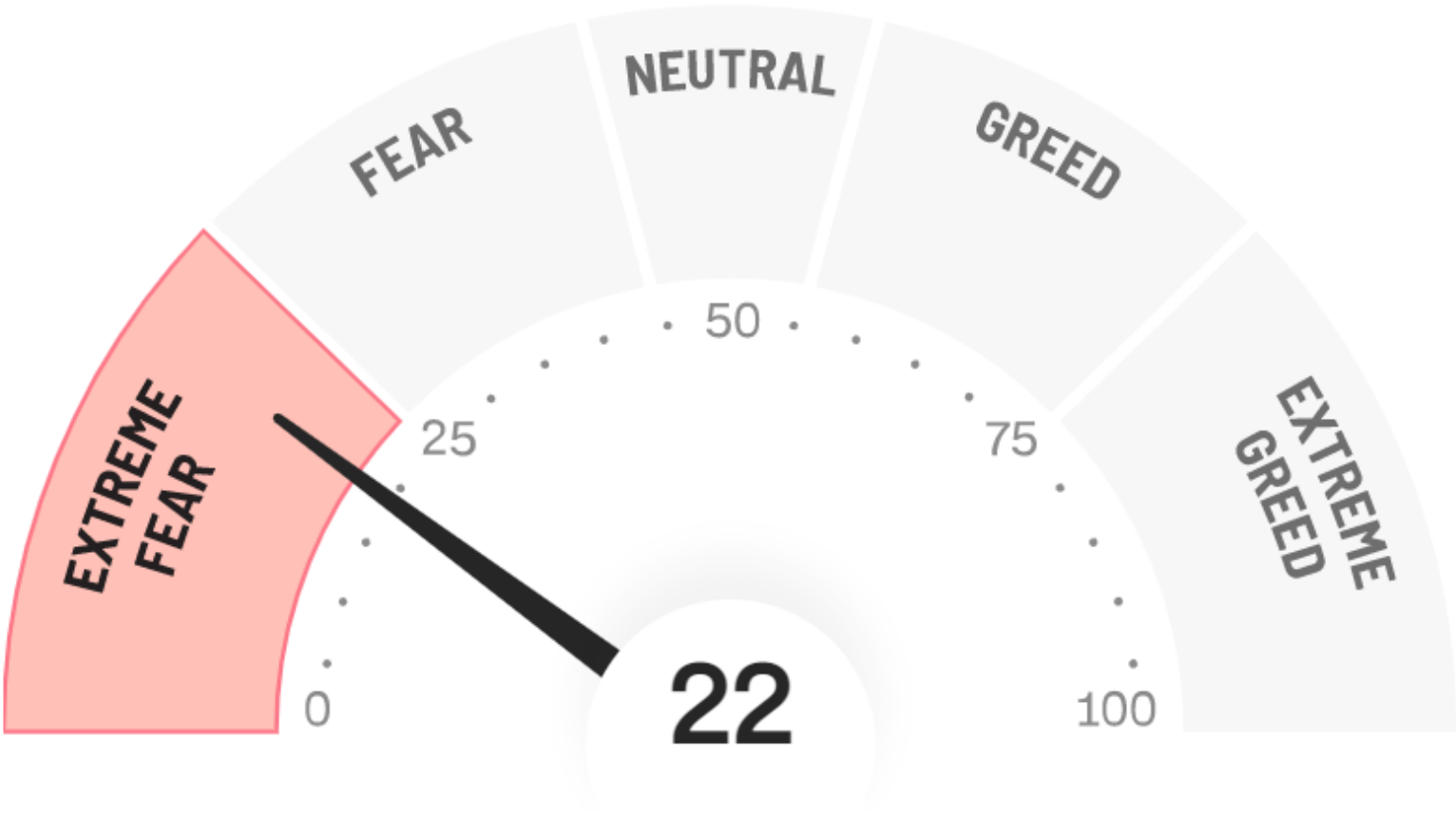
# S&P500 Futures Chart (Continuous)

pceresna published on TradingView.com, Jul 14, 2022 12:48 UTC-4



TradingView

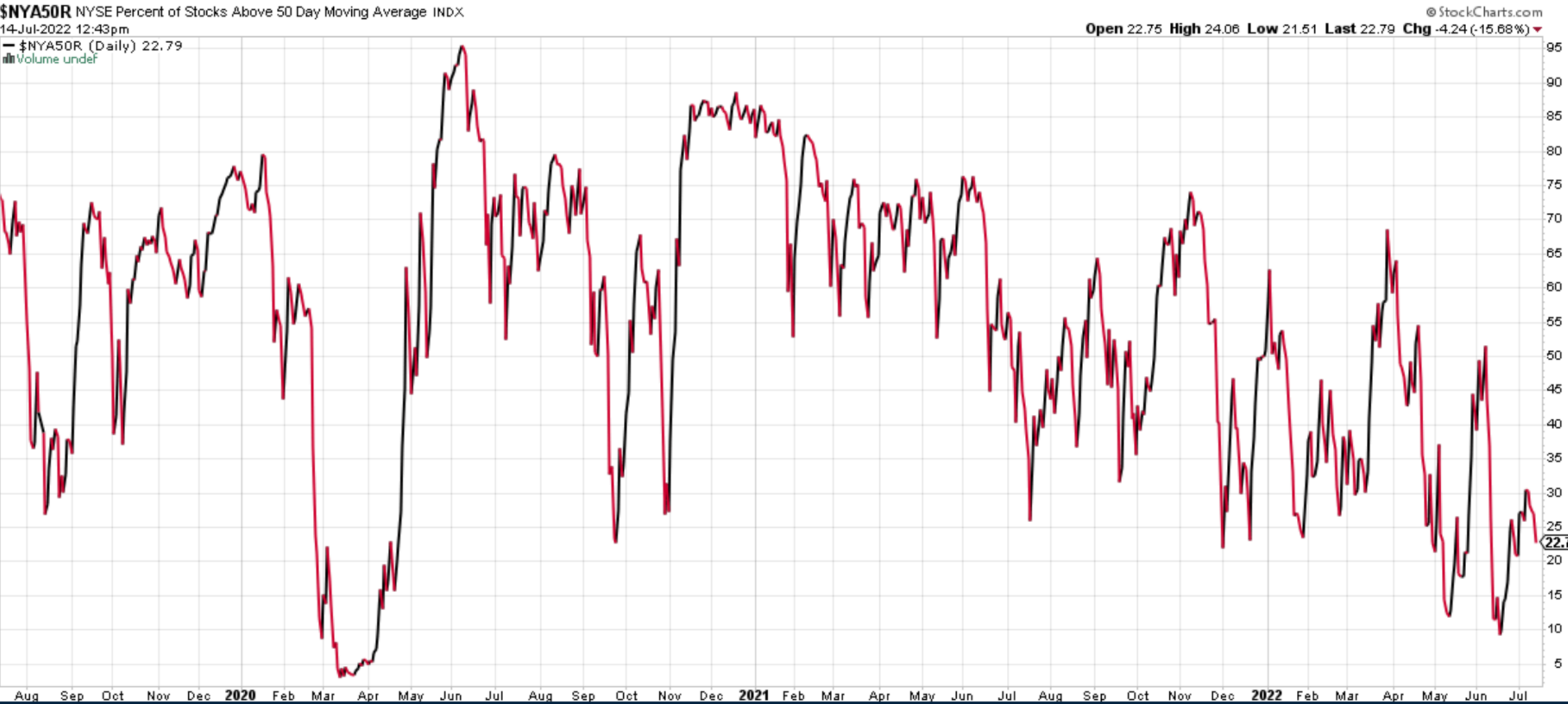
# CNN Fear & Greed Index



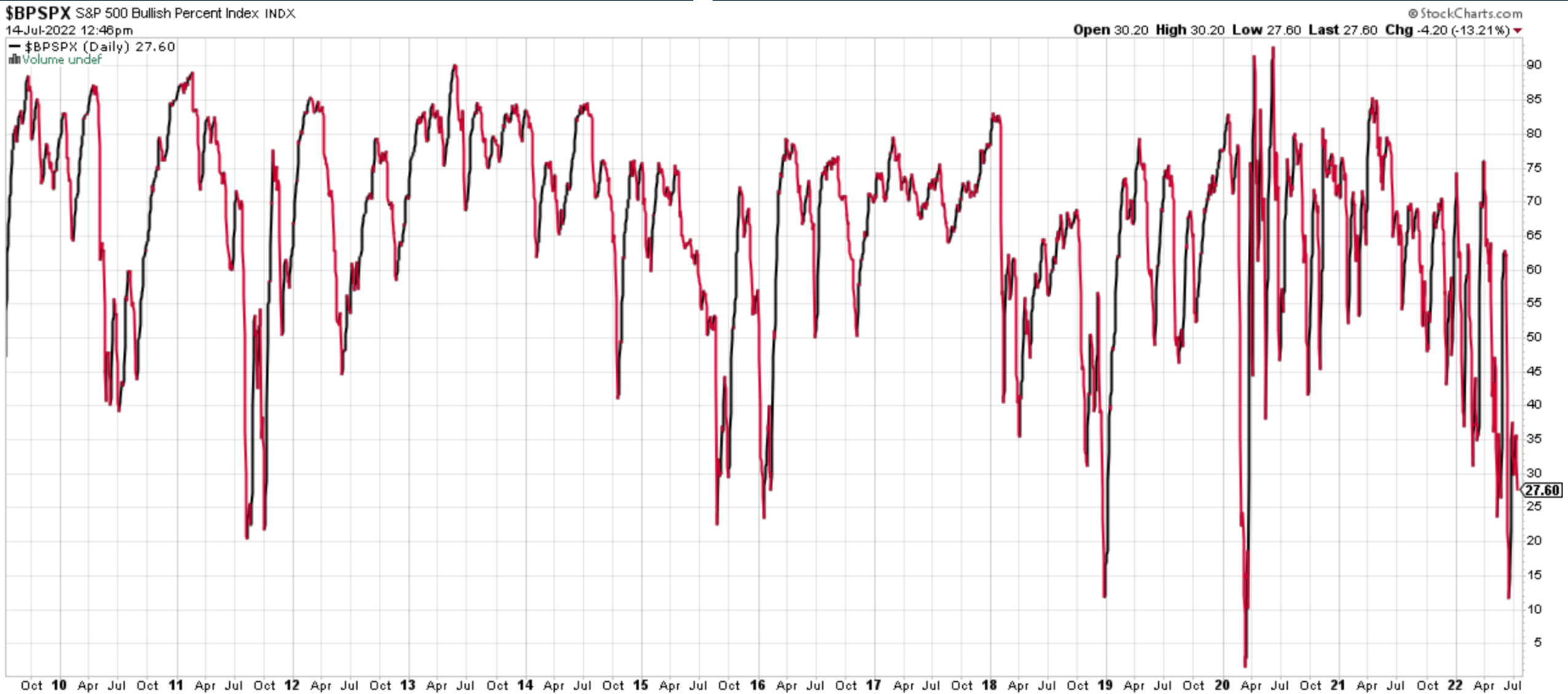
Previous close	
Extreme Fear	23
1 week ago	
Fear	27
1 month ago	
Extreme Fear	17
1 year ago	
Fear	29

Last updated Jul 14 at 12:41 PM EDT

# NYSE Percent of Stocks Above 50 Day MA



# S&P500 Bullish Percentage Index



# EURUSD

pceresna published on TradingView.com, Jul 14, 2022 12:49 UTC-4



TradingView

# Crude Oil Futures (August 2022)

pceresna published on TradingView.com, Jul 14, 2022 12:50 UTC-4

CRUDE OIL FUTURES (AUG 2022), 1D, NYMEX O96.57 H97.00 L90.56 C94.52 -1.78 (-1.85%)



TradingView

# Silver Futures Chart (Continuous)

pceresna published on TradingView.com, Jul 14, 2022 12:50 UTC-4



TradingView



# Bloomberg Commodity Index ETN (DJP)

pceresna published on TradingView.com, Jul 14, 2022 12:52 UTC-4



TradingView

# US Gov. 10-year Bond Yields

pceresna published on TradingView.com, Jul 14, 2022 12:53 UTC-4

US Government Bonds 10 YR Yield, 1D, TVC O2.937% H3.026% L2.912% C2.974% +0.037% (+1.26%)



TradingView



# Trade along with Patrick

## Become a Member Today

**SIGN UP NOW!**

Have questions?  
[contact@bigpicturetrading.com](mailto:contact@bigpicturetrading.com)



# Monthly Membership Includes:

- Daily “Macro Outlook” video
- Watch Patrick analyze and demonstrate trades LIVE during “Where’s the Trade”
- Daily LIVE Q&A
- Weekly position summary
- Hours of FREE educational videos and bootcamps
- Access to members only LIVE webinars

**\$99**USD/month

**SIGN UP NOW!**



**BIG PICTURE**  
T R A D I N G