



# Key Pivots in the Markets

Thursday April 4, 2024

# Crude Oil Futures (Continuous)



# S&P500 Index

pceresna published on TradingView.com, Apr 04, 2024 08:05 UTC-4

S&P 500 Index, 1D, SP O5194.37 H5228.75 L5194.37 C5211.48 +5.68 (+0.11%)



TradingView

# S&P500 Futures Chart (Continuous)



# Nasdaq 100 ETF (QQQ)

pceresna published on TradingView.com, Apr 04, 2024 08:06 UTC-4

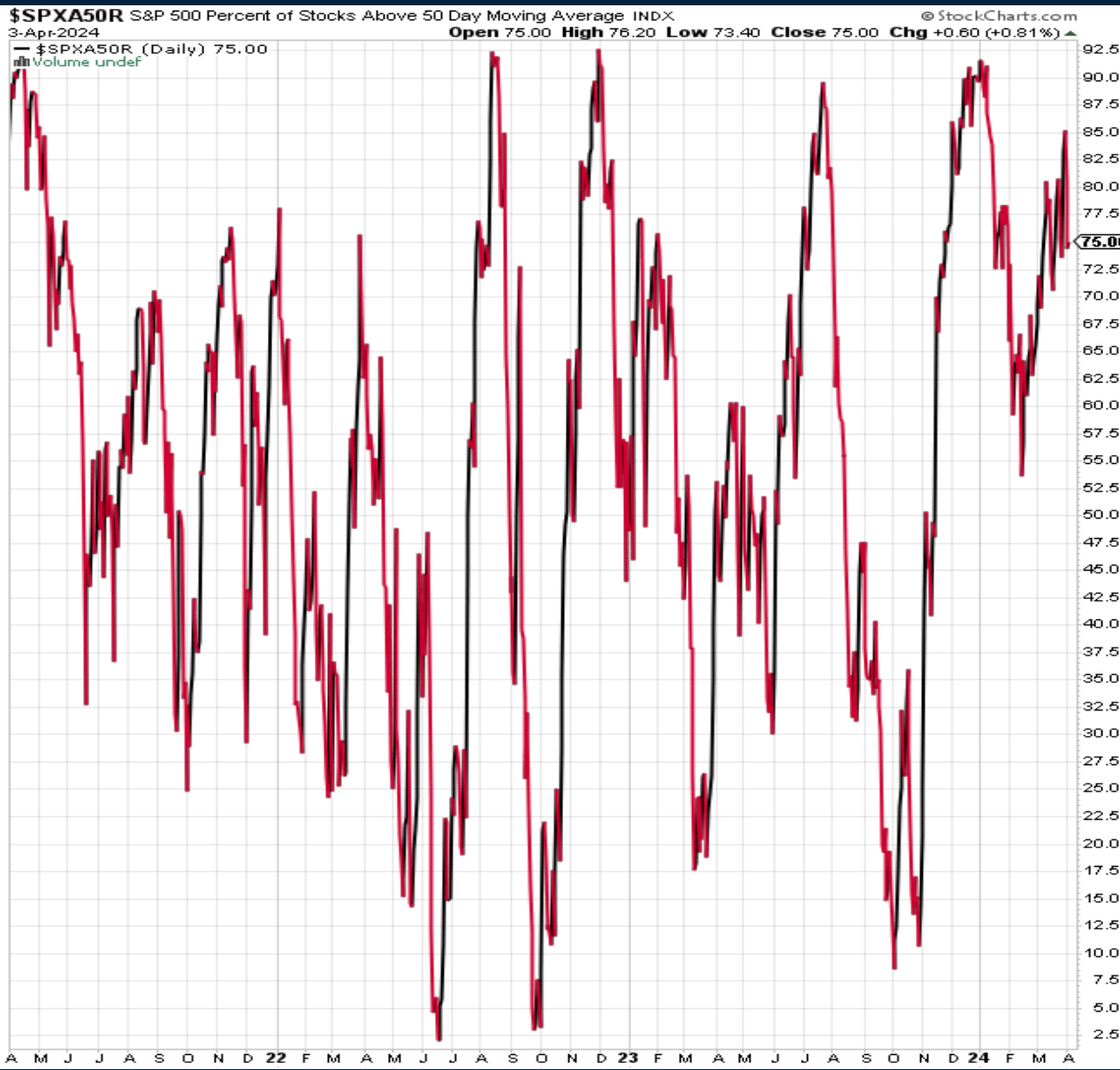
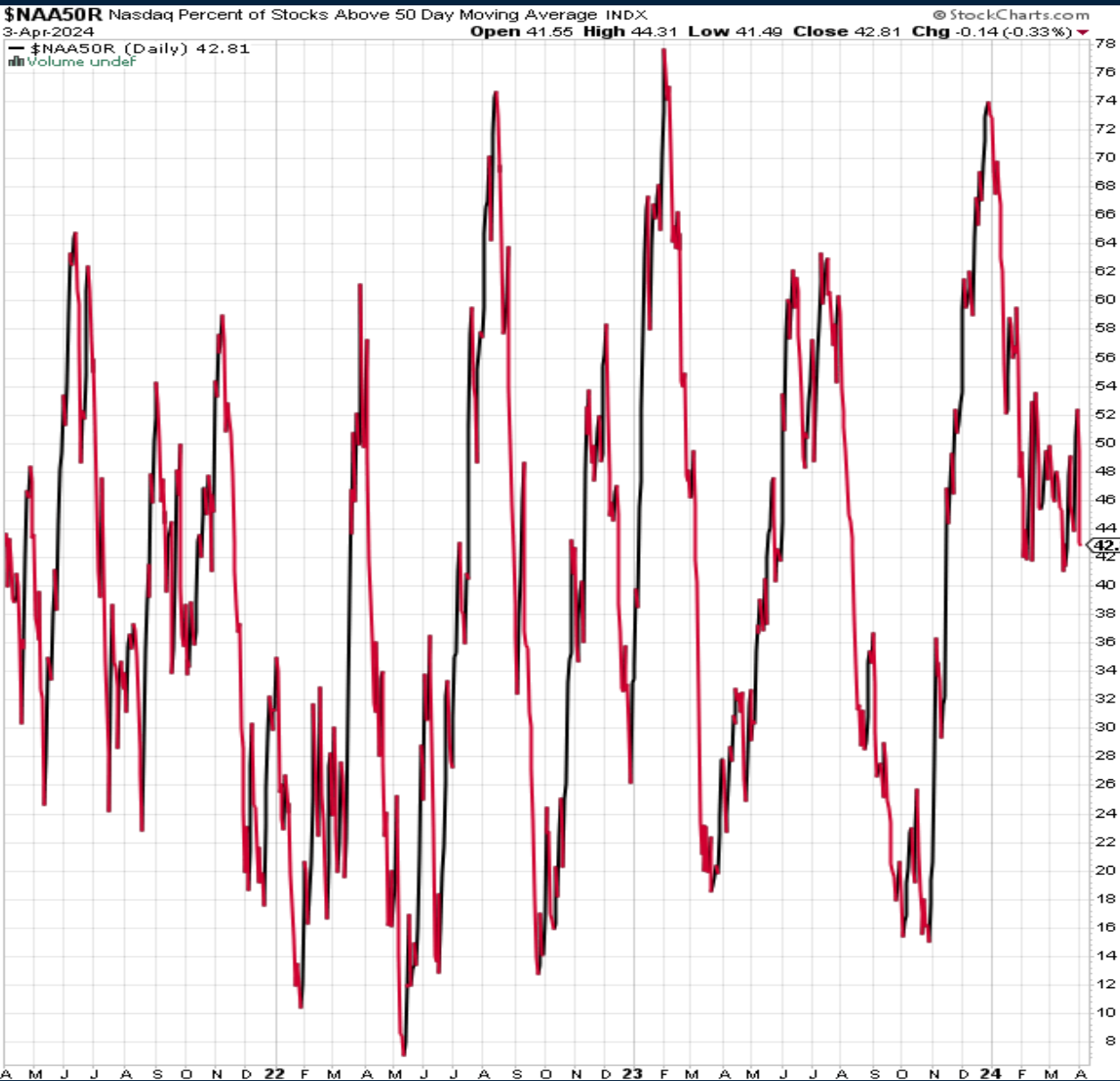
Invesco QQQ Trust, Series 1, 1D, NASDAQ O438.96 H444.00 L438.95 C442.10 +0.99 (+0.22%)



# Nasdaq 100 Futures Chart (Continuous)



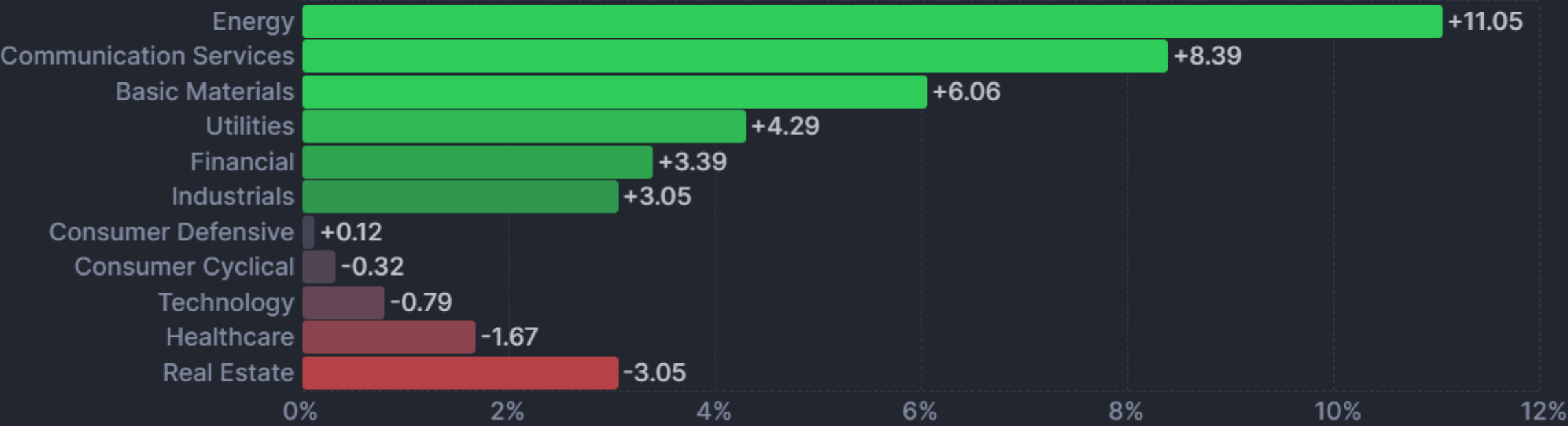
# Nasdaq vs S&P500 breadth





# Sector Performance

## 1 MONTH PERFORMANCE





# Volatility Index (VIX)



# Bloomberg Commodity Index (DJP) Weekly



# Gold Futures Weekly Chart (continuous)



# Silver Futures Weekly Chart (continuous)



# Copper Futures Weekly Chart (continuous)



# Sprott Physical Uranium Trust (u.un)



# Global X Uranium ETF (URA)







# Trade along with Patrick

## Become a Member Today

**SIGN UP NOW!**

Have questions?  
[contact@bigpicturetrading.com](mailto:contact@bigpicturetrading.com)



# Monthly Membership Includes:

- Daily “Macro Outlook” video
- Watch Patrick analyze and demonstrate trades LIVE during “Where’s the Trade”
- Daily LIVE Q&A
- Weekly position summary
- Hours of FREE educational videos and bootcamps
- Access to members only LIVE webinars

**SIGN UP NOW!**

