

# Trade of the Week

Thursday May 28, 2026



49.40 SELL 0.28 49.68 BUY

EMA 50 close 52.12

# Trade of the Week – URA

## Trade of the Week — Nuclear Energy Security Theme

Underlying: URA (Global X Uranium ETF)

Theme: Position for renewed interest in nuclear power and the uranium fuel cycle as the energy crisis accelerates the shift toward more secure, scalable energy systems.

### Structure:

Buy Jan 15, 2027 \$60 Call on URA

Sell Jan 15, 2027 \$70 Call on URA

URA Spot Price: ~\$49.58

Long Call Premium: ~\$5.70

Short Call Premium: ~\$3.50

Net Debit: ~\$2.20

Time to Expiration: ~232 Days

### Payoff Profile:

\$10-wide bull call spread

Maximum Risk: ~\$2.20 premium paid

Maximum Profit: ~\$7.80

Breakeven at Expiration: ~\$62.20

Reward/Risk: ~3.5 to 1



7,526.50  
SELL 0.50 7,527.00  
BUY

# S&P500 Futures

EMA 50 close 7,193.95



7,600.00  
7,527.00  
14:24:55  
7,400.00  
7,200.00  
7,000.00  
6,800.00  
6,600.00  
6,400.00  
6,200.00  
6,000.00  
5,800.00  
5,600.00  
5,400.00  
5,200.00  
5,000.00  
4,800.00



3



Apr May Jun Jul Aug Sep Oct Nov Dec 2026 Feb Mar Apr May Jun

99.365 SELL 0.000 99.365 BUY

EMA 50 close 98.796

# US Dollar Index



91.09 SELL 0.01 91.10 BUY

EMA 50 close 94.23

^

# Crude Oil Futures (Continuous)

USD

BLL

115.00

112.50

110.00

107.50

105.00

102.50

100.00

97.50

95.00

92.50

91.10 14:23:52

87.50

85.00

82.50

80.00

77.50

75.00

72.50

70.00

67.50

65.00

62.50


60.00

57.50

55.00

52.50

50.00



4,413.7 SELL 0.4 4,414.1 BUY


EMA 50 close 4,665.8



USD apoz

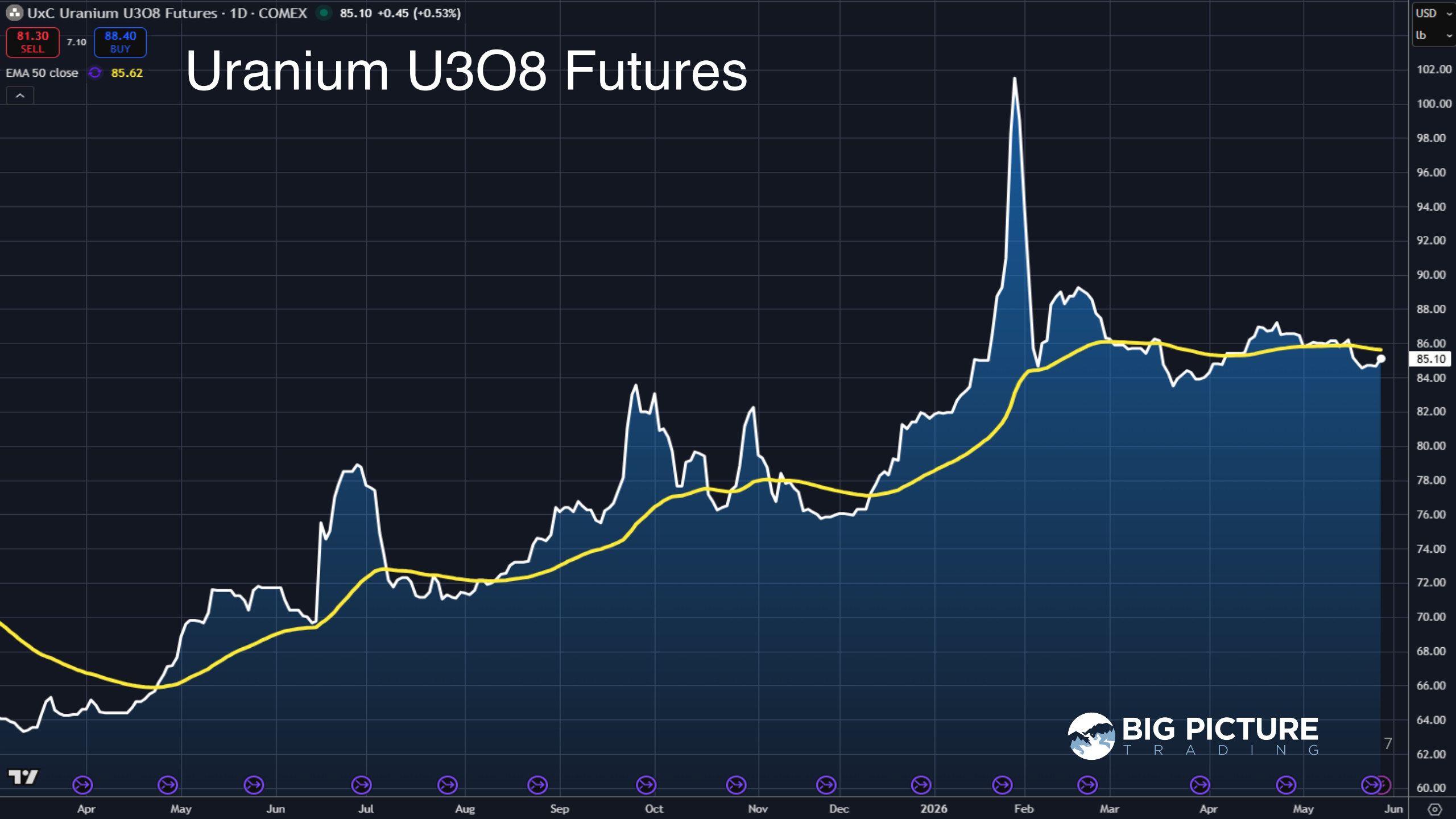


4,413.7 14:23:26



81.30 SELL 7.10 88.40 BUY  
EMA 50 close 85.62

# Uranium U3O8 Futures



USD  
lb  
102.00  
100.00  
98.00  
96.00  
94.00  
92.00  
90.00  
88.00  
86.00  
85.10  
84.00  
82.00  
80.00  
78.00  
76.00  
74.00  
72.00  
70.00  
68.00  
66.00  
64.00  
62.00  
60.00



Apr May Jun Jul Aug Sep Oct Nov Dec 2026 Feb Mar Apr May Jun

4.583  
SELL -0.002  
4.581  
BUY  
EMA 50 close 4.392%

# 10-year US Gov Treasury Yield



A man with short brown hair, wearing a blue suit jacket over a white shirt, is sitting at a desk. His hands are clasped in front of him. He is looking directly at the camera with a neutral expression. The background is a dark blue with glowing, curved lines and faint, white financial data points like percentages and numbers.

Trade along with Patrick

**Become a Member Today**

**SIGN UP NOW!**

# Monthly Membership Includes:

- Daily “Macro Outlook” video
- Watch Patrick analyze and demonstrate trades LIVE during “Where’s the Trade”
- Daily LIVE Q&A
- Weekly position summary
- Hours of FREE educational videos and bootcamps
- Access to members only LIVE webinars

**SIGN UP NOW!**

