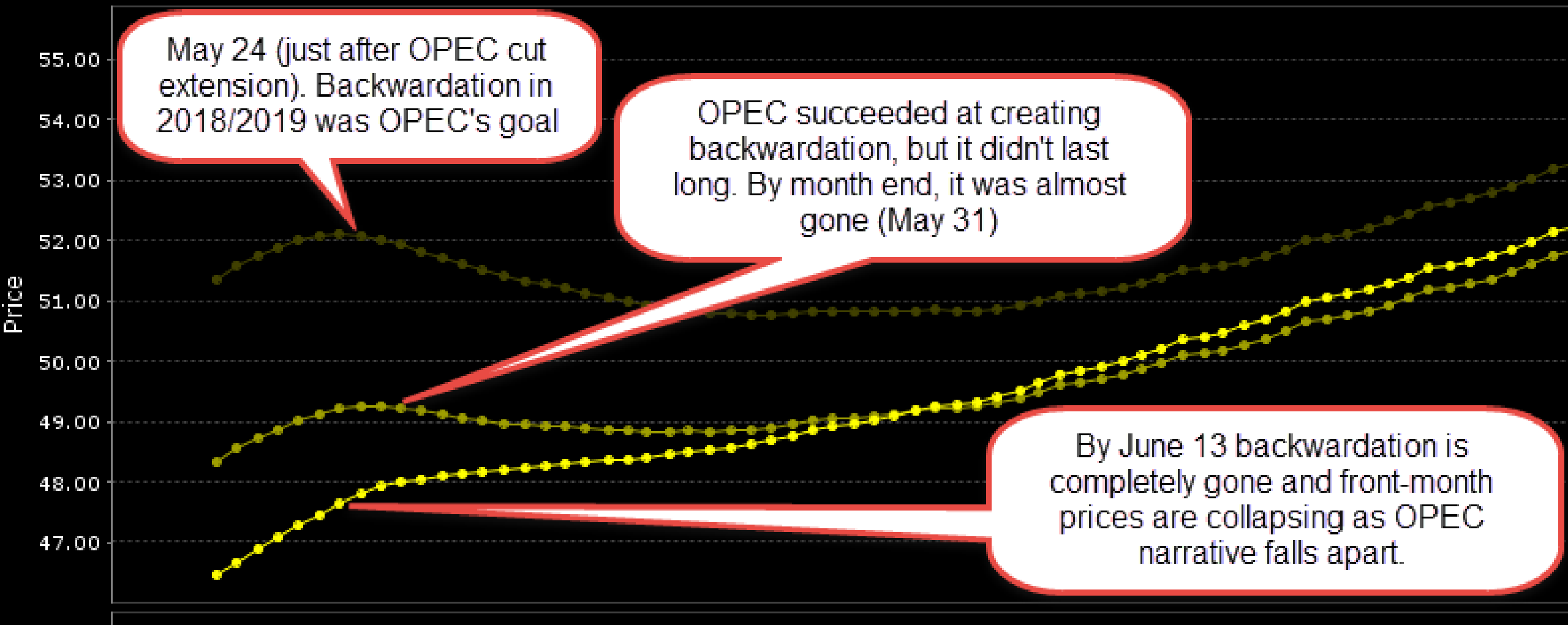


Oil Term Structure

Legend: Today Yesterday May 31st May 24th +



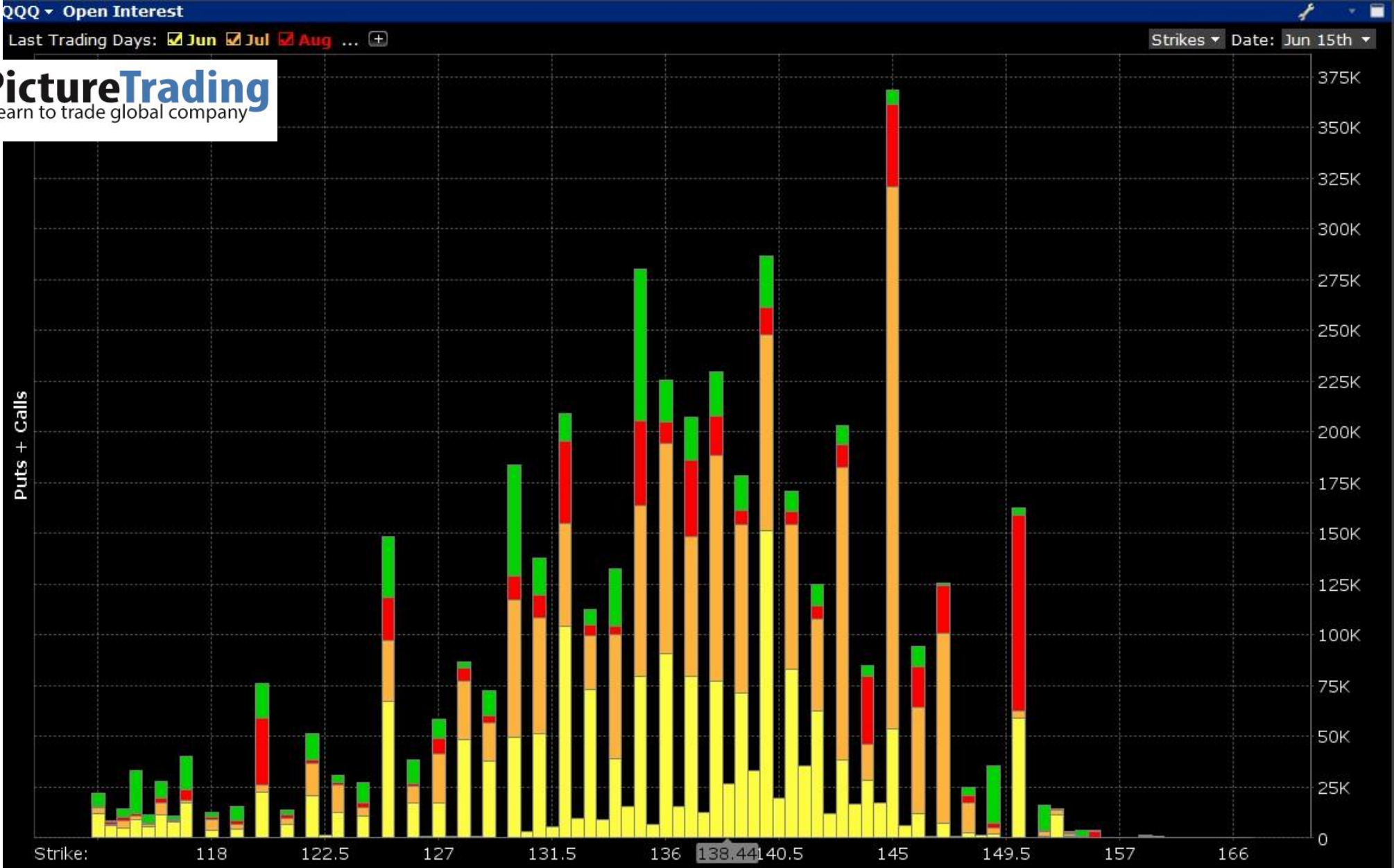
Nasdaq (NDX) Vol Skew September Expiry



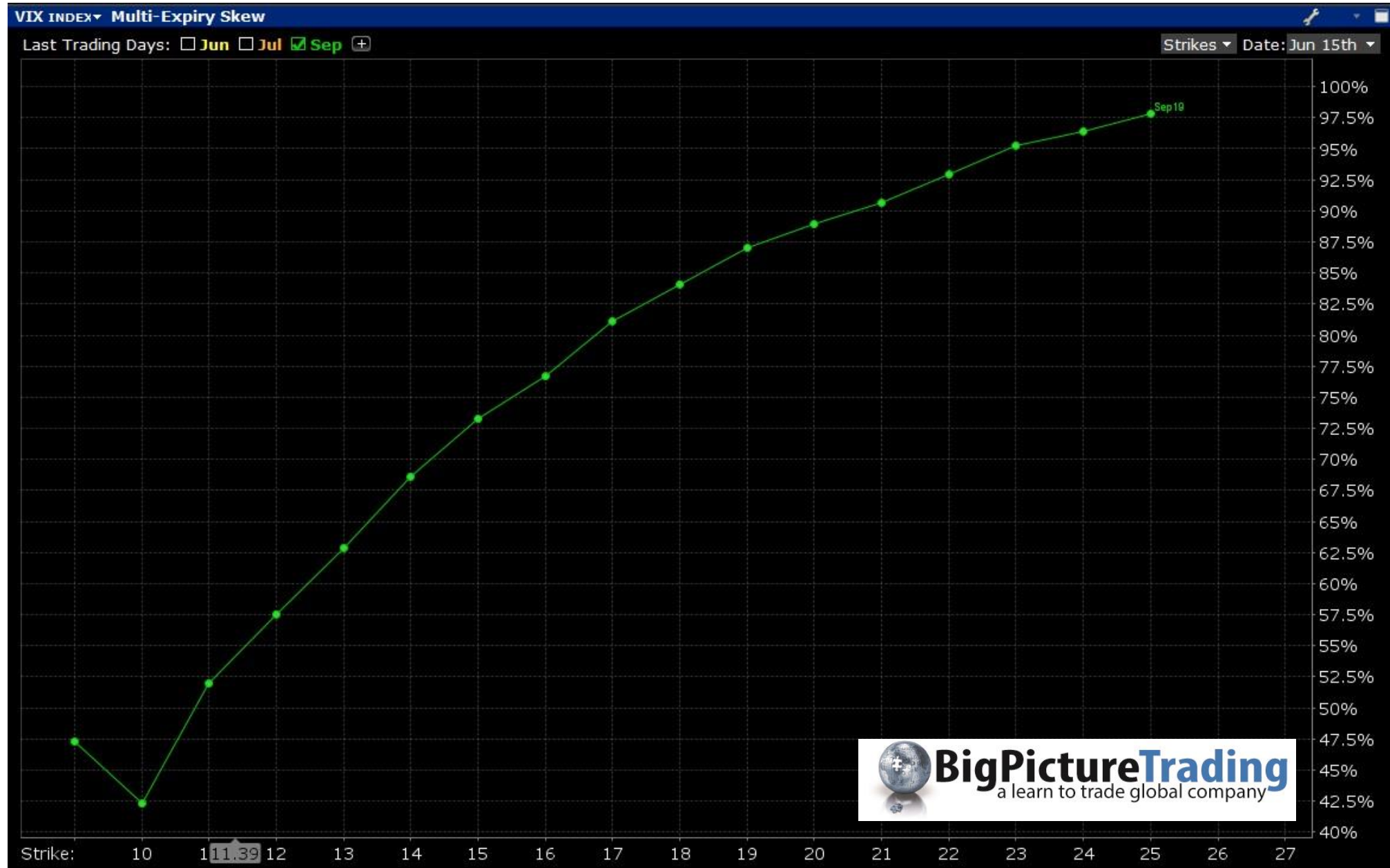
Nasdaq QQQ Open Interest (June, July, Aug, Sep)



BigPictureTrading
a learn to trade global company



VIX Vol Skew September Expiry



VIX Index Options

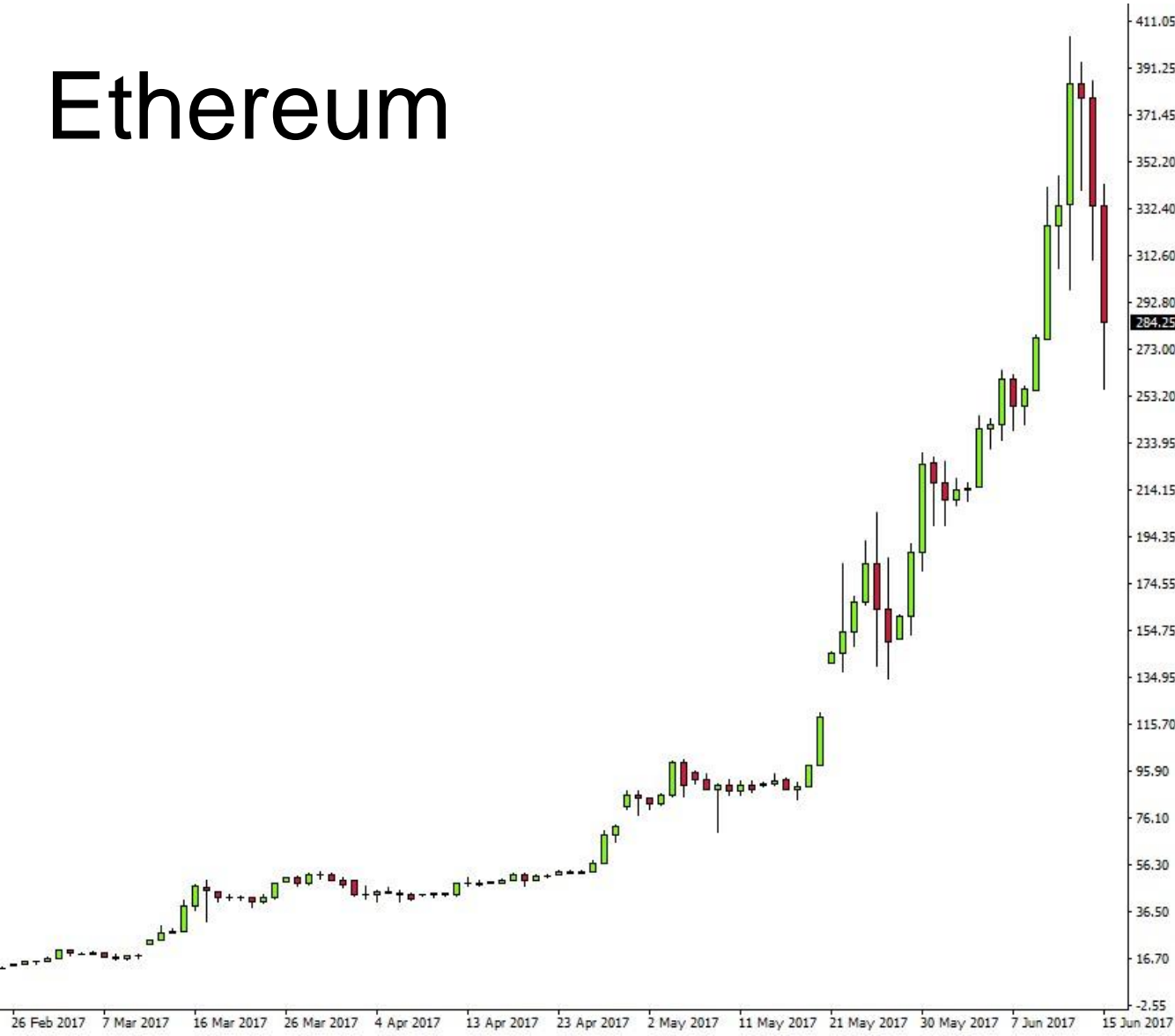
Option Chains

JUL 25 '17 (40 DAYS) |
 AUG 15 '17 (61 DAYS) |
 SEP 19 '17 (96 DAYS) |
 OCT 17 '17 (124 DAYS) |
 MORE ▾

CALLS									STRIKE
BID x ASK	LAST	CHAN...	IMPLD	...OPTN ...	DELTA	GMM	VEGA	THETA	
0.55 x 0.60	c0.55		98.7%	17.5K	0.080	0.026	0.009	-0.004	26
0.60 x 0.70	0.65	+0.05	98.3%	115K	0.089	0.029	0.009	-0.005	25
0.65 x 0.75	0.70	+0.05	96.2%	15.8K	0.098	0.031	0.010	-0.005	24
0.75 x 0.80	0.80	+0.10	94.8%	13.3K	0.109	0.034	0.011	-0.005	23
0.80 x 0.90	0.85	+0.05	92.8%	12.3K	0.121	0.038	0.012	-0.006	22
0.90 x 1.00	c0.90		91.2%	16.4K	0.135	0.041	0.012	-0.006	21
1.00 x 1.10	1.00	0.00	88.9%	97.2K	0.151	0.046	0.013	-0.006	20
1.15 x 1.20	1.20	+0.05	86.7%	6.55K	0.169	0.051	0.014	-0.007	19
1.25 x 1.35	1.35	+0.10	83.5%	16.0K	0.189	0.056	0.016	-0.007	18
1.45 x 1.50	1.50	+0.10	80.9%	8.84K	0.214	0.063	0.017	-0.007	17
1.60 x 1.70	c1.60		76.8%	13.7K	0.243	0.071	0.018	-0.007	16
1.85 x 1.95	1.90	+0.10	73.4%	17.6K	0.279	0.080	0.019	-0.007	15
2.10 x 2.25	2.15	+0.05	68.5%	6.21K	0.324	0.092	0.021	-0.007	14
2.45 x 2.60	2.65	+0.20	62.8%	4.59K	0.385	0.106	0.022	-0.007	13
2.95 x 3.10	3.10	+0.20	58%	2.98K	0.468	0.121	0.023	-0.007	12
3.60 x 3.70	3.70	+0.20	52%	1.95K	0.582	0.132	0.022	-0.006	11
4.30 x 4.50	c4.30		38%	1.20K	0.727	0.126	0.019	-0.005	10
5.30 x 5.50	c5.25		48.2%	264	0.853	0.087	0.013	-0.003	9

Cryptocurrencies

Ethereum



Bitcoin

